



OUTDOOR LIGHTING 2014

EXTERIOR / EXTÉRIEUR



© LOREFAR, 2014

Referencia/Reference/Référence:

A0216P

Primera edición / First edition / Première édition:

Diseño catálogo / Catalogue designer / Conception du catalogue:

Fotografía / Photography / Photographie:

Impresión / Printed by / Imprimer:

Enero / January / Janvier 2014

Faro Barcelona (Joel Polls) / Ignasi Camps Salud

Guillem FH

INGOPRINT

G R E E N  
I N N O V A T I O N

A thick, green, hand-drawn brushstroke underline that starts under the 'I' and ends under the 'N' of the word 'INNOVATION'.



We are a team consisting of people, with international and highly professional profiles, covering all phases of the lighting and fan business, from design and manufacturing to distribution. We offer a comprehensive and global "package deal".

Somos un equipo de personas, con vocación internacional y alta profesionalidad, que cubre todas las fases del negocio de la iluminación y ventilación, desde el diseño y la fabricación hasta la distribución, ofreciendo una oferta integrada y global.

Nous sommes une équipe de professionnels à visée internationale et nous couvrons toutes les étapes du secteur du luminaire et de la ventilation, depuis la conception et la fabrication jusqu'à la distribution.



A B O U T U S  
S O B R E N O S O T R O S /  
À P R O P O S D E N O U S



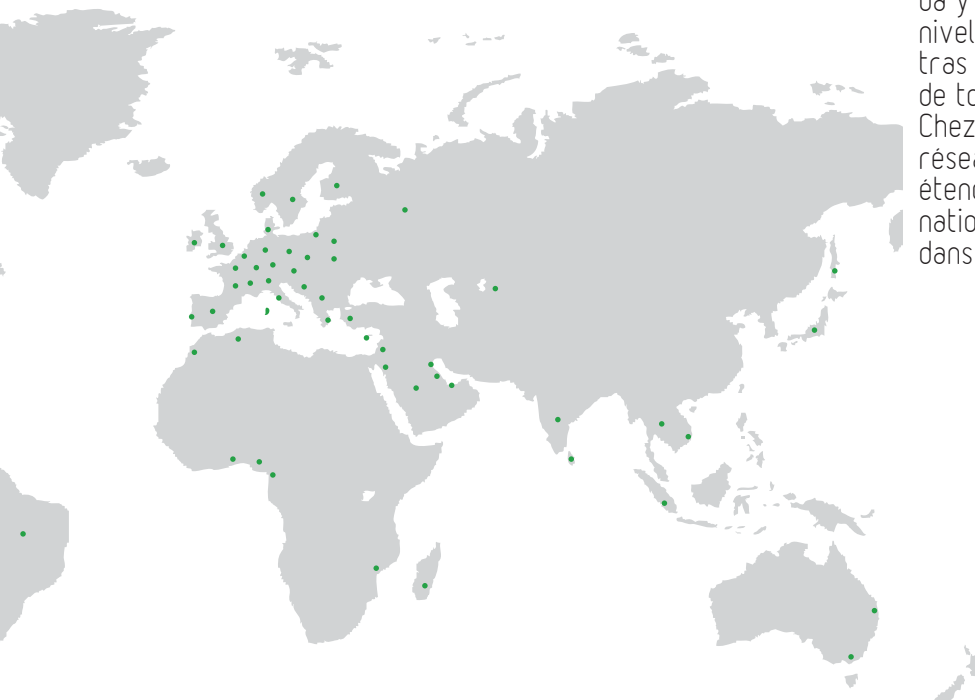


**Our expertise stems from over 60 years' experience in identifying where to manufacture with the highest quality standards.**

Llevamos más de 60 años detectando dónde producir bajo altos estándares de calidad y tenemos un gran know-how en ello.


Nous avons passé plus de 60 ans à trouver le secteur où nous pouvons produire selon des standards de qualité élevés et nous avons un grand savoir-faire dans ce domaine.

**Farogroup enjoys a well-developed and extensive retail network both domestically and internationally. Our solutions reach more than 60 countries around the world.**



En Farogroup contamos con una madurada y extensa red de distribución tanto a nivel nacional como internacional. Nuestras soluciones llegan a más de 60 países de todo el mundo.

Chez Farogroup, nous disposons d'un réseau de distribution expérimenté et étendu, tant au niveau national qu'international. Nos solutions sont disponibles dans plus de 60 pays à travers le monde.



## FARO TEAM

OUR DESIGNS SPRING FROM THE ABILITY TO CREATE NEW THINGS AND TROUBLESHOOT ISSUES IN AN ORIGINAL WAY, PROVIDING ADDED VALUE BOTH TO CREATORS AND TO THEIR ENVIRONMENT. WE ARE CONSTANTLY SEARCHING FOR NEW FORMS OF EXPRESSION, NEW PROCESSES, NEW TECHNOLOGIES AND MATERIALS.

NUESTROS DISEÑOS NACEN DE LA CAPACIDAD DE CREAR COSAS NUEVAS Y DE RESOLVER PROBLEMAS DE UNA FORMA ORIGINAL Y VALIOSA, TANTO PARA EL CREADOR COMO PARA SU ENTORNO. ESTAMOS EN CONSTANTE BÚSQUEDA DE NUEVAS FORMAS DE EXPRESIÓN, PROCESOS, TECNOLOGÍAS Y MATERIALES.

NOS DESIGNS SONT NÉS DE LA CAPACITÉ À CRÉER DE NOUVELLES CHOSES ET À RÉSOUDRE LES PROBLÈMES DE FAÇON ORIGINALE ET SOPHISTIQUÉE. AUSSI BIEN POUR LE CRÉATEUR QUE POUR SON ENVIRONNEMENT. NOUS SOMMES EN PERMANENCE À LA RECHERCHE DE NOUVELLES FORMES D'EXPRESSION, DE NOUVEAUX PROCESSUS, TECHNOLOGIES ET MATÉRIAUX.



## ESTUDI RIBAUDÍ

ESTUDI RIBAUDÍ WORKS WITH IDEAS, MAKING THEM GROW AND TURNING THEM INTO OBJECTS. A TEAM OF DESIGNERS AND INTERIOR DECORATORS WHO MIX CREATIVITY, MATERIALS AND TECHNOLOGY TO TRANSFORM SPACES AND OBJECTS, GIVING THEM THEIR OWN IDENTITY.

ESTUDI RIBAUDI TRABAJA CON LAS IDEAS, LAS HACE CRECER Y LAS TRANSFORMA EN OBJETOS. UN EQUIPO DE DISEÑADORES E INTERIORISTAS QUE TRABAJAN MEZCLANDO CREATIVIDAD, MATERIA Y TECNOLOGÍA PARA TRANSFORMARLO EN ESPACIOS Y OBJETOS CON IDENTIDAD.

L'ESTUDI RIBAUDI TRAVAILLE AVEC LES IDÉES, LES FAIT GERMER ET LES TRANSFORME EN OBJETS. UNE ÉQUIPE DE DESIGNERS ET ARCHITECTES D'INTÉRIEUR QUI COMBINE LA CRÉATIVITÉ, LES MATIÈRES ET LA TECHNOLOGIE ET LES TRANSFORMENT EN ESPACES ET EN OBJETS AYANT LEUR PROPRE IDENTITÉ.



## MANEL LLUSCÀ

THROUGH HIS PROJECTS, MANEL LLUSCÀ AIMS TO CREATE NEW LIGHTING CONCEPTS USING ORIGINAL DESIGNS AND CUTTING-EDGE MATERIALS, ALWAYS IN HARMONY WITH THE LATEST MARKET TRENDS.

A TRAVÉS DE SUS PROYECTOS MANEL LLUSCÀ QUIERE CONSEGUIR CREAR NUEVOS CONCEPTOS EN ILUMINACIÓN UTILIZANDO DISEÑOS ORIGINALES Y MATERIALES A LA VANGUARDIA, SIEMPRE EN COHERENCIA A LAS ÚLTIMAS TENDENCIAS QUE SURGEN EN EL MERCADO.

À TRAVERS SES PROJETS, IL CHERCHE À CRÉER DE NOUVEAUX CONCEPTS DE LUMINAIRES, EN UTILISANT DES DESIGNS ORIGINAUX ET DES MATIÈRES AVANT-GARDISTES ET EN SUIVANT TOUJOURS LES DERNIÈRES TENDANCES QUI SURGISSENT SUR LE MARCHÉ.



## PEPE LLAUDET

PEPE LLAUDET IS A VERY SENSITIVE AND INTUITIVE DESIGNER, HONEST AND RATIONAL. HIS LARGE EXPERTISE IN INTERIOR DESIGN HELPS HIM TO CREATE PRODUCTS THAT FIT PERFECTLY IN THE SPACE, ADDING FUNCTIONAL AND AESTHETIC VALUE.

PEPE LLAUDET ES UN DISEÑADOR SENSIBLE E INTUITIVO Y A LA VEZ MUY DIRECTO, SINCERO Y RACIONAL. SUS CONOCIMIENTOS EN DISEÑO DE INTERIORES LE EMPUJAN A CREAR PRODUCTOS PARA LOS ESPACIOS, OBJETOS QUE SE INTEGREN EN ELLOS Y LE AÑADAN VALOR YA SEA FUNCIONAL Y/O ESTÉTICO.

PEPE LLAUDET EST UN DESIGNER TRÈS SENSIBLE ET INTUITIVE, HONNÊTE ET RATIONNELLE. SA GRANDE EXPERTISE EN DESIGN D'INTÉRIEUR LUI PERMET DE CRÉER DES PRODUITS QUI S'INTÈGRENT PARFAITEMENT DANS L'ESPACE, AJOUTÉ DE LA VALEUR FONCTIONNELLE ET ESTHÉTIQUE.

D E S I G N E R S

D I S E Ñ A D O R E S / D E S I G N E R S



## NAHTRANG

NAHTRANG IS THE NAME DE GUERRE OF AN ADVENTURE WHICH THIS TEAM OF DESIGNERS BEGAN WITH A LOT OF EXCITEMENT AND RESPECT. TEN YEARS LATER, THEY STILL EXPLAIN THE ORIGIN OF ITS NAME WITH THE SAME EMOTION AS BEFORE. THAT EMOTION WHICH TAKES THEM TO THEIR WORK AND EACH PROJECT.

NAHTRANG ES EL NOMBRE DE GUERRA DE UNA AVENTURA QUE ESTE EQUIPO DE DISEÑADORES EMPEZÓ CON MUCHA EMOCIÓN Y RESPETO. DESPUÉS DE DIEZ AÑOS TODAVÍA EXPLICAN EL ORIGEN DE SU NOMBRE CON LA MISMA EMOCIÓN QUE ENTONCES. LA QUE TRASLADAN A SU TRABAJO Y A CADA PROYECTO.

NAHTRANG EST LE NOM DE GUERRE D'UNE AVENTURE QUE CETTE ÉQUIPE DE DESIGNERS A DÉBUTÉ AVEC BEAUCOUP D'ÉMOTION ET DE RESPECT. APRÈS DIX ANS ILS EXPLIQUENT L'ORIGINE DE SON NOM AVEC LA MÊME ÉMOTION. LA MÊME QU'ILS TRANSMETTENT DANS LEUR TRAVAIL ET POUR CHAQUE PROJET. TRABAJO Y A CADA PROYECTO.



## MARINA MILÀ

THIS YOUNG DESIGNER STUDIED INDUSTRIAL DESIGN AT THE EINA FOUNDATION. SHE HAS NOT ONLY RECENTLY BEGUN HER CAREER IN THE WORLD OF DESIGN, BUT ALSO CONTINUES THE WORK OF HER GRANDFATHER, THE FAMOUS DESIGNER LEOPOLO MILÀ.

ESTA JOVEN DISEÑADORA ESTUDIÓ DISEÑO INDUSTRIAL EN LA FUNDACIÓN EINA. HA EMPEZADO RECIENTEMENTE SU CARRERA DENTRO DEL MUNDO DEL DISEÑO Y TAMBIÉN CONTINÚA CON EL TRABAJO DE SU ABUELO, EL CONOCIDO DISEÑADOR LEOPOLO MILÀ.

CETTE JEUNE DESIGNER A ÉTUDIÉ LE DESIGN INDUSTRIEL À LA FONDATION EINA. ELLE N'A PAS SEULEMENT DÉBUTÉ SA CARRIÈRE DANS LE MONDE DU DESIGN, MAIS AVEC LAQUELLE ELLE CONTINUE ÉGALEMENT LE TRAVAIL DE SON GRAND-PÈRE, LE CÉLÈBRE DESIGNER LEOPOLO MILÀ.



## JORDI LLOPIS

JORDI LLOPIS I FREIXAS, BORN IN BARCELONA, HOLDS AN MASTER OF ARTS IN FURNITURE AND PRODUCT DESIGN FROM THE ROYAL COLLEGE OF ART, LONDON (1996-1998), AND A BACHELOR OF ARTS IN INDUSTRIAL DESIGN FROM THE ELISAVA DESIGN SCHOOL OF BARCELONA (1991-1995).

JORDI LLOPIS I FREIXAS ES MASTER OF ARTS EN MOBILIARIO Y DISEÑO DE PRODUCTO POR EL ROYAL COLLEGE OF ART DE LONDRES (1996-1998). HA CONSOLIDADO SU PROPIO ESTUDIO DE DISEÑO EN BARCELONA Y DESDE EL 2010 FORMA PARTE DE LA JUNTA DIRECTIVA DEL ADI FAD EN BARCELONA.

JORDI LLOPIS I FREIXAS POSSEDE UN MASTER OF ARTS EN MOBILIER ET DESIGN DU ROYAL COLLEGE OF ART DE LONDRES (1996-1998). IL A CRÉÉ SON PROPRE CABINET DE DESIGN À BARCELONE ET DEPUIS 2010 IL FAIT PARTIE DE L'ASSEMBLÉE DIRECTRICE DU ADI FAD À BARCELONE.




## JORDI BUSQUETS

INDUSTRIAL DESIGNER WITH HIS OWN DESIGN STUDIO AND MORE THAN 18 YEARS OF EXPERIENCE. CREATOR OF OBJECTS THAT CONVEY EMOTIONS AND WHICH ARE INTENDED TO BE USED. JORDI BUSQUETS CREATES OBJECTS WITH A STUDIED BLEND OF FUNCTIONALITY AND DESIGN.

DISEÑADOR INDUSTRIAL CON ESTUDIO DE DISEÑO PROPIO Y UNA EXPERIENCIA DE MÁS DE 18 AÑOS. CREADOR DE OBJETOS QUE TRANSMITEN EMOCIONES Y QUE ESTÁN PENSADOS PARA SER USADOS. JORDI BUSQUETS IDEA OBJETOS QUE POSEEN UNA ESTUDIADA MEZCLA DE FUNCIONALIDAD Y DISEÑO.


DESIGNER INDUSTRIEL AVEC SON PROPRE CABINET DE DESIGN. IL POSSEDE UNE EXPÉRIENCE DE PLUS DE 18 ANS. CRÉATEUR D'OBJETS QUI TRANSMETTENT DES ÉMOTIONS ET QUI SONT PENSÉS POUR ÊTRE UTILISÉS. JORDI BUSQUETS INVENTE DES OBJETS QUI POSSÈDENT UN MÉLANGE ÉTUDIÉ DE FONCTIONNALITÉ ET DE DESIGN.

**MODEL/MODELO/MODELE**








**BULB & CONSUMPTION**  
BOMBILLA Y CONSUMO  
AMPOULE ET CONSOMMATION

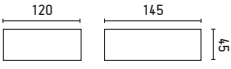
**NEW PRODUCT/NOVEDAD/NOUVEAUTÉ**

**DAS [NEW]** WALL LAMP/APLIQUE 


**75518** DARK GREY  
GRIS OSCURO

COB LED 5W 3000K 140Lm INCL. DRIVER INCL.  
DIE CAST ALUMINIUM+TRANSPARENT GLASS  
ALUMINIO INYECTADO+CRISTAL TRANSPARENTE




**SIZES IN MM**  
MEDIDAS EN MM  
DIMENSIONS EN MM




**REFERENCE**  
REFERENCIA  
REFERENCE

**ENGINE & DIFUSOR**  
**MATERIAL**  
MATERIAL DE LA  
ESTRUCTURA Y  
DEL DIFUSOR  
MATÉRIEL DE LA  
STRUCTURE ET DU  
DIFUSSEUR




Ref. 75520



Ref. 75519





**FINISH**  
ACABADO  
FINITION

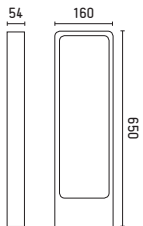
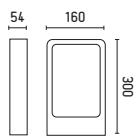
**DAS [NEW]** BEACON/BALIZA 

**75519** DARK GREY  
GRIS OSCURO

**75520** DARK GREY  
GRIS OSCURO

COB LED 5W 3000K 140Lm INCL. DRIVER INCL.  
DIE CAST ALUMINIUM+TRANSPARENT GLASS  
ALUMINIO INYECTADO+CRISTAL TRANSPARENTE

**TECHNIQUE INFORMATION:**  
CLASS. IP. MINIMUM  
QUANTITY OF SALE  
INFORMACIÓN TÉCNICA:  
CLASE. IP. UNIDAD MÍNIMA  
DE VENTA  
INFORMATION TECHNIQUE:  
CLASSE. IP. QUANTITÉ  
MINIMUM DE VENTE  
**CANTIDAD EMBALAJE**  
QUANTITY OF PACKAGING  
REMISE SUPPLÉMENTAIRE



## **MORE INFO**

### **ACCESSORIES**

ACCESORIOS/ACCESSOIRES

[PAG.279](#)

### **RECOMENDED BULBS**

BOMBILLAS RECOMENDADAS/  
AMPOULES RECOMMANDÉES

[PAG.286](#)

### **PHOTOMETRICS**

FOTOMÉTRICAS/PHOTOMÉTRIQUES

[PAG.287](#)

### **SYMBOLS**

SÍMBOLOS/SYMBOLS

[PAG.290](#)

### **FINISHES**

ACABADOS/FINITIONS

[PAG.292](#)

### **MATERIALS**

MATERIALES/MATÉRIAUX

[PAG.293](#)

### **IP INFORMATION**

INFORMACIÓN IP/INFORMATION IP

[PAG.294](#)

### **RECESSEDS CONDENSATION**

CONDENSACIÓN EMPOTRABLES/  
CONDENSATION D'ENCASTRABLES

[PAG.296](#)

### **BEACONS INSTALLATION**

INSTALACIÓN BALIZAS/  
INSTALLATION DES BALISES

[PAG.296](#)

### **STAINLESS STEEL**

ACERO INOXIDABLE/  
ACIER INOXYDABLE

[PAG.296](#)

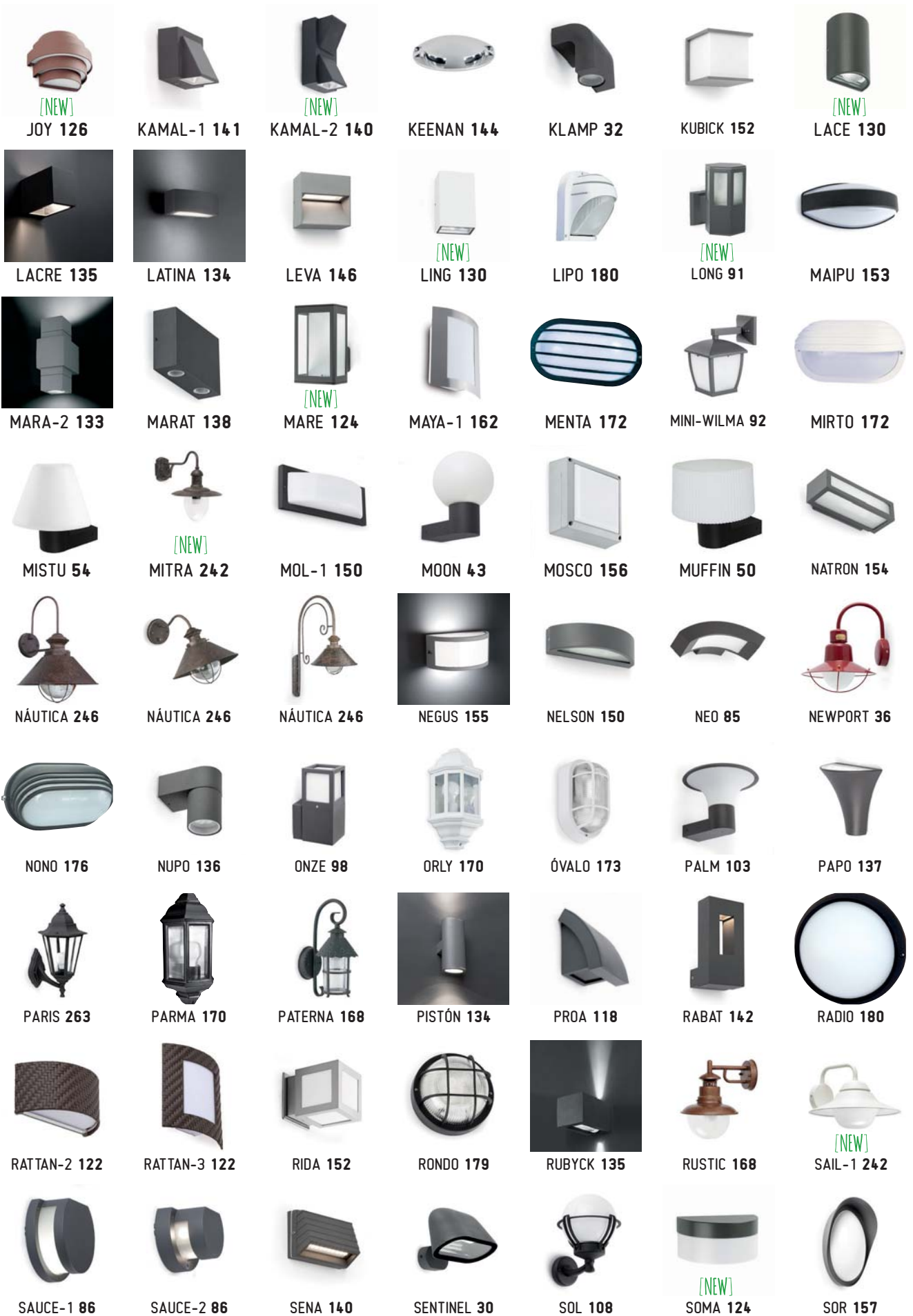
# I N D E X

## I N D I C E / I N D E X

### WALL LAMPS/APLIQUES/APPLIQUES

						
ABRES 149	ADYAR 148	AMURA 178	ÂNCORA 120	ARGOT 171	ASKOT 178	BEGI 146
	 [NEW]					
BIRD 20	BLIND 131	BLUB'S 46	BOLETUS 66	BONN-1 155	BONN-2 155	BRINDISI 252
						 [NEW]
CÁDIZ 258	CANON 132	CAPRI 142	CELA-1 160	CELA-2 160	CELA-3 160	COAL 124
					 [NEW]	
CODE 114	CRATA 132	CRIPTA 175	CROSS 58	DADO 170	DAS 74	DATNA 28
						
DELTA-G 155	DERBY 174	DEVA-2 146	DIDOT 135	DIP 133	DORVAL-1 158	DORVAL-2 158
		 [NEW]				
DRAGMA 120	DRIZA 169	ERIO 148	ESTORIL 244	ESTAY 176	FEDON 158	FENES-1 156
				 [NEW]	 [NEW]	
FENES-2 156	FLAME 102	FUTURE 116	GAUSS 143	GERA 128	GINA 126	GRID 152
		 [NEW]				
GRUTA 134	HEPTA 181	HERM 148	HURON 100	ION-1 136	ION-2 136	JAIPUR 78





WALL LAMPS/APLIQUES/APPLIQUES

						
SPOT 172	STEEL-2 162	STEEL-5 162	STEEL-2 163	STEPS 22	SUMA 150	[NEW] TANE 133
						
TARRACO 106	TEJO 154	TERRA 174	TERUEL 256	TESS 142	TOLEDO 254	[NEW] TORAN 128
						
[NEW] TORAN 128	TORLA 147	TRIAL 70	UTAH-2 82	VIENA 266	VIENA 1/2 267	WALLY-2 168
						
WEST-1 154	WEST-2 154	WILLY 138	WILMA 92	YAK 26	YEN 167	

CEILING LAMPS/PLAFONES/PLAFONIERES

						
CROSS 58	DAKRON 166	DAKYU 166	[NEW] DAKYU LED 166	SETO-P 166	TASA 164	TASA-2 164
						
TRIAL 70	YEN 167					

PENDANT LAMPS/COLGANTES/SUSPENSION

						
BELL 96	[NEW] BLUB'S 48	CÁDIZ 258	CROSS 63	ESTORIL 244	[NEW] MISTU 56	[NEW] MITRA 243
						
[NEW] MOON 44	[NEW] MUFFIN 52	NÁUTICA 247	NEWPORT 37	PARIS 262	[NEW] SAIL-2 242	TERUEL 256
						
VIENA 266	WILMA 92					



RECESSED/EMPOTRABLES/ENCASTRABLES



ARAL 200



CARTER 192



CITRUS-2 186



CITRUS-4 186



CITRUS-6 186



[NEW]  
CROSBY 196



[NEW]  
CURTIS 198



[NEW]  
EDEL 200



ESCA 191



FILTER 184



INDI-1 188



INDI-2 188



KUIPER 202



LANDAI 189



LED-13 202



LED-15 203



LED-16 202



LED-18 194



LED-18 194



LED-19 205



LIO 204



LISO 190



METRIC 184



[NEW]  
MINI-CARTER 192



MINI-CONTRA 190



MINI-GEO 190



[NEW]  
MINI-RACING 193



MYSORE 207



NYASA 201



RACING 192



STORE 184



SULA 188



TECNO-1 204



TECNO-3 206



TECNO-6 204



TECNO-7 206



TECNO-8 206

PROJECTORS/PROYECTORES/PROJECTEURS



APOLO 226



[NEW]  
ARAN 214



BAIKAL-1 217



BAIKAL-2 216



BELL 216



CEDRO 222



CEDRO-PIR 222



EGEO 216



HOKI-1 228



HOKI-2 228



KONIC 220



LUXSTAR-1 212



MADOL 223



MADOL-PIR 222



MIKRO 225



MIKRO-PIR 224



MURAL 227



NAVA 218



OLMO 226



ONDA 229



ONDA RGB 229

PROJECTORS/PROYECTORES/PROJECTEURS



SPIKES/ESTACAS/PIQUETS



POST LAMPS/SOBREMURÓS/BORNES



OTHERS/OTROS/AUTRES



POLE LAMPS/FAROLAS/LAMPADAIRES



BEACONS/BALIZAS/BALISES



TABLE LAMPS/SOBREMESA/LAMPES DE TABLE



**GREEN INNOVATION** is our outdoor luminaires collection. Fixtures produced by processes and materials that give them high resistance to adverse environmental conditions and contribute to energy saving.

Green innovation es nuestra selección de luminarias para exterior, todas ellas producidas con materiales y mediante procesos que les confieren una alta resistencia ante las condiciones ambientales, a la vez que contribuyen con el ahorro energético.

Green innovation est notre sélection de luminaires d'extérieur fabriqués avec des matériaux et des procédés qui leur confèrent une haute résistance aux conditions environnementales adverses et qui contribuent à réaliser des économies d'énergie.





**SERIES**  
SERIES/SÉRIES  
**PAG.19**



**WALL & CEILING LAMPS**  
APLIQUES Y PLAFONES  
APPLIQUES ET PLAFFONNIERS  
**PAG.113**



**RECESSED**  
EMPOTRABLES/ESNCASTRABLES  
**PAG.183**



**PROJECTORS**  
PROYECTORES/PROJECTEURS  
**PAG.209**



**SPIKES**  
ESTACAS/PIQUETS  
**PAG.231**



**CLASSIC**  
CLÁSICO/STYE CLASSIQUE  
**PAG.241**



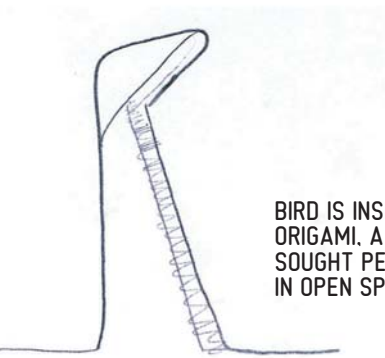
**SPECIAL LUMINARIES**  
LUMINARIAS ESPECIALES  
AUTRES LUMINAIRES  
**PAG.269**



<b>AGRA</b>	80
<b>ARISTO</b>	110
<b>BELL</b>	96
[NEW] <b>BERET</b>	76
<b>BIRD</b>	20
[NEW] <b>BLUB'S</b>	46
<b>BOLETUS</b>	66
<b>CARTAGO</b>	104
<b>CROSS</b>	58
[NEW] <b>DAS</b>	74
<b>DATNA</b>	28
<b>FLAME</b>	102
<b>HEVIA</b>	88
<b>HURON</b>	100
<b>JAIPUR</b>	78
<b>KALI</b>	88
<b>KITS</b>	
<b>ANTIPOLUCIÓN</b>	64
<b>KLAMP</b>	32
[NEW] <b>LONG</b>	90
<b>MINI WILMA</b>	92
[NEW] <b>MISTU</b>	54
[NEW] <b>MOON</b>	42
[NEW] <b>MUFFIN</b>	50
<b>NEO</b>	84
<b>NEWPORT</b>	36
<b>ONZE</b>	98
<b>PALM</b>	103
<b>SAUCE-1</b>	86
<b>SAUCE-2</b>	86
<b>SENTINEL</b>	30
[NEW] <b>SETE</b>	81
<b>SOL</b>	108
[NEW] <b>SORA</b>	89
<b>STEPS</b>	22
<b>SURAT</b>	88
<b>TARRACO</b>	106
<b>TRIAL</b>	70
<b>UTAH-2</b>	82
<b>VERNO</b>	110
<b>VERSUS</b>	38
[NEW] <b>VERSUS STRUCTURE</b>	40
<b>WILMA</b>	92
<b>YAK</b>	26

S E R I E S  
S E R I E S / S É R I E S





# BIRD BY ESTUDI RIBAUDÍ

BIRD IS INSPIRED BY JAPANESE ORIGAMI, A CULTURE THAT SOUGHT PERMANENT HARMONY IN OPEN SPACES.

BIRD ESTÁ INSPIRADA EN LA PAPIROFLEXIA JAPONESA, UNA CULTURA QUE BUSCABA LA PERMANENTE ARMONÍA EN SUS ESPACIOS ABIERTOS.

BIRD EST INSPIRÉE DE L'ORIGAMI JAPONAIS, UNE CULTURE À LA RECHERCHE D'UNE HARMONIE PERMANENTE DANS SES ESPACES OUVERTS.

<<Índice/index

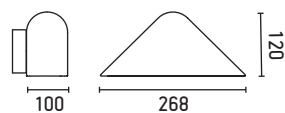
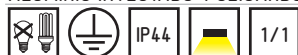


## WALL LAMP/APLIQUE

- 75509  WHITE  
BLANCO
- 75510  GREY  
GRIS
- 75511  BLACK  
NEGRO

1xE27 MAX 20W NOT INCL. [16466]

DIE CAST ALUMINIUM.+TRANSPARENT POLYCARBONATE  
ALUMINIO INYECTADO+POLICARBONATO TRANSPARENTE







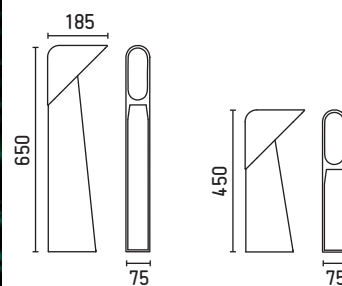
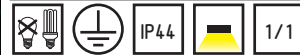
**BEACON/BALIZA**

755 12  BLACK  
NEGRO

755 13  BLACK  
NEGRO

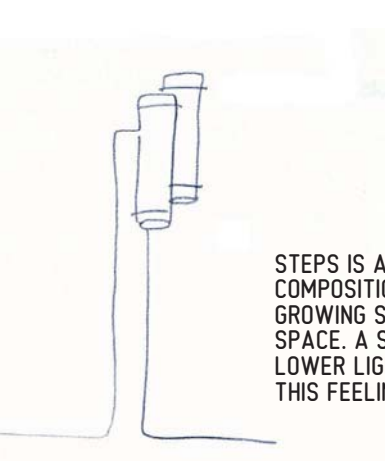
1xE27 MAX 20W NOT INCL. [16466]

DIE CAST ALUMINIUM+TRANSPARENT POLYCARBONATE  
ALUMINIO INYECTADO+POLICARBONATO TRANSPARENTE



Ref. 755 13

Ref. 755 12



# STEPS BY ESTUDI RIBAUDÍ

STEPS IS A TUBULAR COMPOSITION THAT GIVES A GROWING SENSATION IN THE SPACE. A SET OF UPPER AND LOWER LIGHTS ACCENTUATES THIS FEELING.

STEPS ES UNA COMPOSICIÓN TUBULAR QUE PROVOCA UNA SENSACIÓN CRECIENTE EN EL ESPACIO. SU JUEGO DE LUCES SUPERIOR E INFERIOR ACENTÚA ESTA SENSACIÓN.

STEPS EST UNE COMPOSITION TUBULAIRE QUI CRÉE UNE IMPRESSION D'AGRANDISSEMENT DE L'ESPACE. SON JEU DE LUMIÈRES VERS LE HAUT ET LE BAS ACCENTUE CETTE IMPRESSION.

<<Índice/index



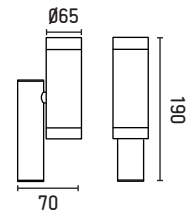
## WALL LAMP/APLIQUE

75500  WHITE  
BLANCO

75501  DARK GREY  
GRIS OSCURO

2xGU10 MAX 35W NOT INCL. [LED 14 14 1]

DIE CAST ALUMINIUM+TEMPERED GLASS  
ALUMINIO INYECTADO+CRISTAL TEMPLADO



CAPS



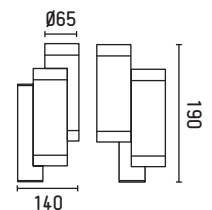
## WALL LAMP/APLIQUE

75502  WHITE  
BLANCO

75503  DARK GREY  
GRIS OSCURO

4xGU10 MAX 35W NOT INCL. [LED 14 14 1]

DIE CAST ALUMINIUM+TEMPERED GLASS  
ALUMINIO INYECTADO+CRISTAL TEMPLADO



CAPS









**BEACON/BALIZA**

75504  WHITE  
BLANCO

75505  DARK GREY  
GRIS OSCURO

1xGU10 MAX 35W NOT INCL. [LED 14 14 1]

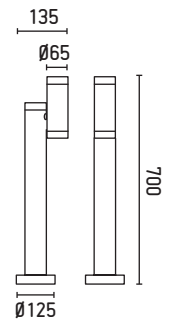
DIE CAST ALUMINIUM+TEMPERED GLASS  
ALUMINIO INYECTADO+CRISTAL TEMPLADO



IP44



1/1



**BEACON/BALIZA**

75506  WHITE  
BLANCO

75507  DARK GREY  
GRIS OSCURO

2xGU10 MAX 35W NOT INCL. [LED 14 14 1]

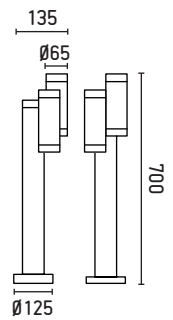
DIE CAST ALUMINIUM+TEMPERED GLASS  
ALUMINIO INYECTADO+CRISTAL TEMPLADO



IP44

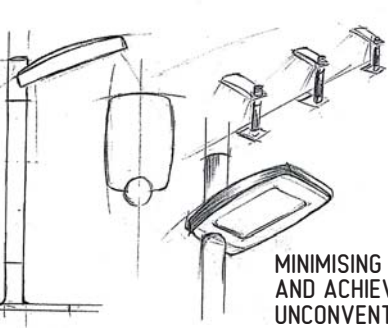


1/1









# YAK BY MANEL LLUSCÀ

MINIMISING SPACE AND ACHIEVING NEW UNCONVENTIONAL SHAPES THROUGH THE USE OF LED TECHNOLOGY.

MINIMIZAR EL ESPACIO Y CONSEGUIR NUEVAS FORMAS NO CONVENCIONALES GRACIAS AL USO DE LA TECNOLOGÍA LED.

MINIMISER L'ESPACE OCCUPÉ ET OBTENIR DE NOUVELLES FORMES NON CONVENTIONNELLES GRÂCE À L'UTILISATION DE LA TECHNOLOGIE LED.

<<Índice/index



## WALL LAMP/APLIQUE

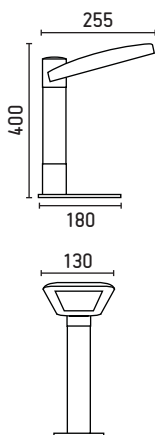
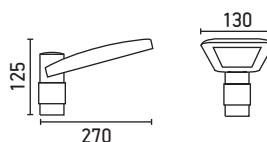


75105  WHITE  
BLANCO

75106  DARK GREY  
GRIS OSCURO

SMD LED 6W 4000K 630Lm INCL. DRIVER INCL.

DIE CAST ALUMINIUM+TRANSPARENT GLASS  
ALUMINIO INYECTADO+CRISTAL TRANSPARENTE



## BEACON/BALIZA

75108  DARK GREY  
GRIS OSCURO

SMD LED 6W 4000K 630Lm INCL. DRIVER INCL.

DIE CAST ALUMINIUM+TRANSPARENT GLASS  
ALUMINIO INYECTADO+CRISTAL TRANSPARENTE

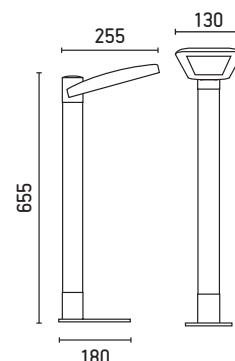


## BEACON/BALIZA


75110  DARK GREY  
GRIS OSCURO

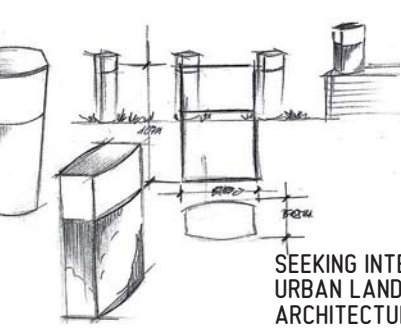
SMD LED 6W 4000K 630Lm INCL. DRIVER INCL.

DIE CAST ALUMINIUM+TRANSPARENT GLASS  
ALUMINIO INYECTADO+CRISTAL TRANSPARENTE









# DATNA BY MANEL LLUSCÀ

SEEKING INTEGRATION WITH THE URBAN LANDSCAPE AND NEW ARCHITECTURE. WE PROVIDE A MINIMALIST DESIGN WITH A SINGLE VOLUME.

BUSCANDO INTEGRACIÓN CON EL PAISAJE URBANO Y LA NUEVA ARQUITECTURA. APORTAMOS DISEÑO DE LÍNEA MINIMALISTA Y VOLUMEN MONOLÍTICO.

EN RECHERCHANT L'INTÉGRATION AU PAYSAGE URBAIN ET À LA NOUVELLE ARCHITECTURE. NOUS PROPOSONS UN DESIGN AUX LIGNES ÉPURÉES ET UN VOLUME MONOLITHIQUE.

<<Índice/index



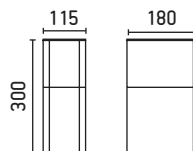
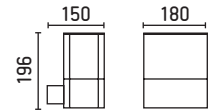
## WALL LAMP/APLIQUE

74440

DARK GREY  
GRIS OSCURO

1xE27 MAX 20W NOT INCL. [16467]

DIE CAST ALUMINIUM+OPAL POLYCARBONATE  
ALUMINIO INYECTADO+POLICARBONATO OPAL



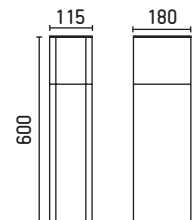
## BEACON/BALIZA

74441

DARK GREY  
GRIS OSCURO

1xE27 MAX 20W NOT INCL. [16467]

DIE CAST ALUMINIUM+OPAL POLYCARBONATE  
ALUMINIO INYECTADO+POLICARBONATO OPAL



## BEACON/BALIZA

74442

DARK GREY  
GRIS OSCURO

1xE27 MAX 20W NOT INCL. [16467]

DIE CAST ALUMINIUM+OPAL POLYCARBONATE  
ALUMINIO INYECTADO+POLICARBONATO OPAL







# SENTINEL BY ESTUDI RIBAUDÍ



SENTINEL COMES FROM THE SYNTHESIS OF FORM. THE RESULT PROVIDES US WITH A COLLECTION OF SOFT SHAPES WITH REAL PERSONALITY.

SENTINEL NACE DE UN EJERCICIO DE SINTESIS DE LA FORMA. QUE COMO RESULTADO NOS OFRECE UNA COLECCIÓN DE FORMAS SUAVES Y DE MARCADAS PERSONALIDAD.

SENTINEL EST LE FRUIT D'UN EXERCICE DE SYNTHÈSE DE LA FORME. UN ENSEMBLE DE FORMES DOUCES AVEC UNE FORTE PERSONNALITÉ.



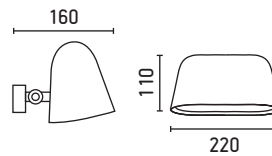
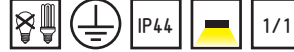
## WALL LAMP/APLIQUE

75 100  WHITE  
BLANCO

75 101  DARK GREY  
GRIS OSCURO

1xE27 MAX 20W NOT INCL. [16467]

DIE CAST ALUMINIUM+TRANSPARENT GLASS  
ALUMINIO INYECTADO+CRISTAL TRANSPARENTE



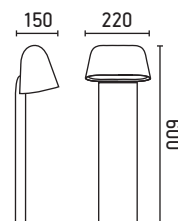
## BEACON/BALIZA

75 102  WHITE  
BLANCO

75 103  DARK GREY  
GRIS OSCURO

1xE27 MAX 20W NOT INCL. [16467]

DIE CAST ALUMINIUM+TRANSPARENT GLASS  
ALUMINIO INYECTADO+CRISTAL TRANSPARENTE





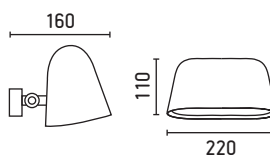


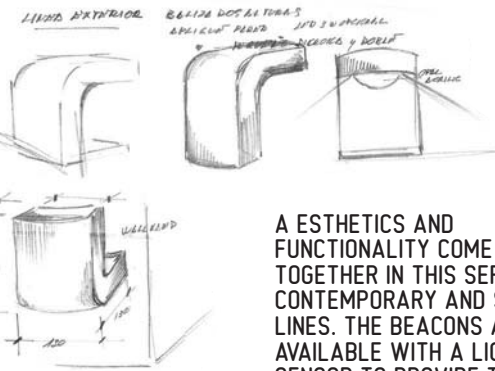
**WALL LAMP/APLIQUE**

**75099**  **DARK GREY**  
**GRIS OSCURO**

LED 8W 4000K 735Lm INCL. DRIVER INCL.

DIE CAST ALUMINIUM+TRANSPARENT GLASS  
ALUMINIO INYECTADO+CRISTAL TRANSPARENTE





# KLAMP BY MANEL LLUSCÀ

A ESTHETICS AND FUNCTIONALITY COME TOGETHER IN THIS SERIES OF CONTEMPORARY AND STYLISH LINES. THE BEACONS ARE AVAILABLE WITH A LIGHT SENSOR TO PROVIDE THE USER WITH MAXIMUM COMFORT AND SAFETY.

ESTÉTICA Y FUNCIONALIDAD SE DAN LA MANO EN ESTA SERIE DE LÍNEAS CONTEMPORÁNEAS Y ESTILIZADAS. LAS BALIZAS ESTÁN DISPONIBLES CON SENSOR DE LUZ PARA OFRECER MAYOR COMODIDAD Y SEGURIDAD AL USUARIO.

ESTHÉTIQUE ET FONCTIONNALITÉ SONT RÉUNIES DANS CETTE SÉRIE AUX LIGNES CONTEMPORAINES ET ÉPURÉES. LES BALISES SONT DISPONIBLES AVEC UN CAPTEUR DE LUMIÈRE POUR OFFRIR UN MAXIMUM DE CONFORT ET DE SÉCURITÉ À L'UTILISATEUR.

<<Índice/index

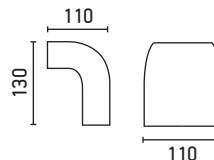


## WALL LAMP/APLIQUE

**74407** ■ DARK GREY  
GRIS OSCURO

1xGU10 MAX 35W NOT INCL. [LED 14 14 1]

DIE CAST ALUMINIUM+TRANSPARENT GLASS  
ALUMINIO INYECTADO+CRISTAL TRANSPARENTE

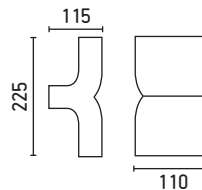


## WALL LAMP/APLIQUE

**74408** ■ DARK GREY  
GRIS OSCURO

2xGU10 MAX 35W NOT INCL. [LED 14 14 1]

DIE CAST ALUMINIUM+TRANSPARENT GLASS  
ALUMINIO INYECTADO+CRISTAL TRANSPARENTE

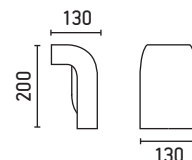


## WALL LAMP/APLIQUE


**74409** ■ DARK GREY  
GRIS OSCURO

1xE27 MAX 15W NOT INCL. [16466]

DIE CAST ALUMINIUM+OPAL POLYCARBONATE  
ALUMINIO INYECTADO+POLICARBONATO OPAL









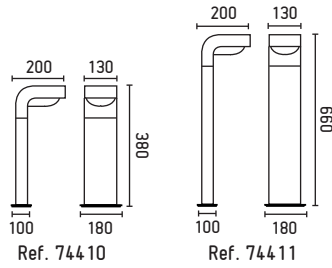
**BEACON/BALIZA**

744 10  DARK GREY  
GRIS OSCURO

744 11  DARK GREY  
GRIS OSCURO

1xE27 15W NOT INCL. [16466]

DIE CAST ALUMINIUM+OPAL POLYCARBONATE  
ALUMINIO INYECTADO+POLICARBONATO OPAL



**DUAL FUNCTION**



**BEACON/BALIZA**

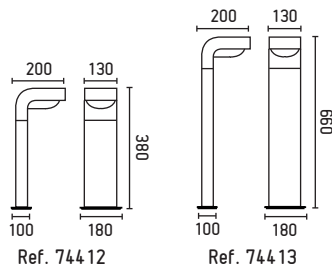


744 12  DARK GREY  
GRIS OSCURO

744 13  DARK GREY  
GRIS OSCURO

1xE27 15W NOT INCL. [16466] + LED 1W INCL.

DIE CAST ALUMINIUM+OPAL POLYCARBONATE  
ALUMINIO INYECTADO+POLICARBONATO OPAL



DUAL FUNCTION



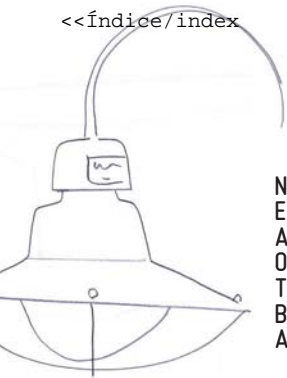
GENERAL LIGHTING  
ILUMINACIÓN GENERAL



RUNWAY LIGHT  
SEÑALIZACIÓN







# NEWPORT BY ESTUDI RIBAUDÍ

NEWPORT IS A LAMP THAT EVOKES A RETURN TO AUTHENTIC AND INTIMATE OBJECTS. IT TRANSPORTS US TO THE ROMANTICISM OF THE BEGINNING OF THE CENTURY ... A TIMELESS APPEARANCE.

NEWPORT ES UNA LÁMPARA QUE SE INSPIRA EN EL RETORNO A LOS OBJETOS AUTÉNTICOS Y ENTRAÑABLES. NOS TRANSPORTA AL ROMANTICISMO DE PRINCIPIOS DE SIGLO... A UNA ESTÉTICA ATEMPORAL.

NEWPORT EST UN LUMINAIRE INSPIRÉ DU RETOUR AUX OBJETS AUTHENTIQUES ET ÉMOUVANTS. IL NOUS RAMÈNE AU ROMANTISME DU DÉBUT DU SIÈCLE... À UNE ESTHÉTIQUE INTÉMPIRELLE.



### WALL LAMP/APLIQUE

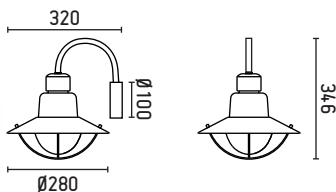
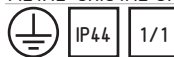
71151  WHITE  
BLANCO

71152  GREEN  
VERDE

71153  BORDEAUX  
BURDEOS

1xE27 MAX 60W NOT INCL. [16466]




METAL+OPAL GLASS  
METAL+CRISTAL OPAL





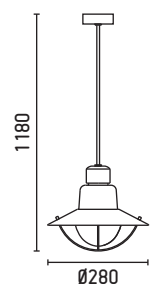
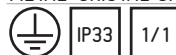


PENDANT LAMP/COLGANTE

- 71154  WHITE  
BLANCO
- 71155  GREEN  
VERDE
- 71156  BORDEAUX  
BURDEOS

1x E27 MAX 60W NOT INCL. [16466]

METAL+OPAL GLASS  
METAL+CRISTAL OPAL







# VERSUS BY PEPE LLAUDET

<<Índice/index

SIMPLE. EASILY-INTEGRATED AND VERSATILE. A CONTEMPORARY OBJECT WITH A CLASSIC GEOMETRICAL DESIGN FORMED FROM TWO CONICAL ELEMENTS.

SIMPLE. INTEGRABLE Y VERSÁTIL. OBJETO CONTEMPORÁNEO Y DE GEOMETRÍA CLÁSICA QUE SE FORMA A PARTIR DE DOS ELEMENTOS CÓNICOS.

SIMPLE. FACILE À INTÉGRER ET POLYVALENT. OBJET CONTEMPORAIN À LA GÉOMÉTRIE CLASSIQUE COMPOSÉ DE DEUX ÉLÉMENTS CÔNIQUES.

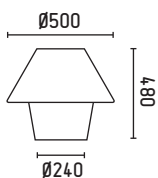


## TABLE LAMP/SOBREMESA

74423  WHITE  
BLANCO

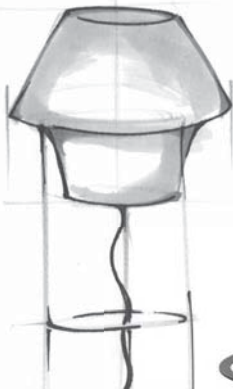
1xE27 20W NOT INCL. [16167]

PEMD  
PEMD




MADE IN SPAIN  
HECHO EN ESPAÑA





# VERSUS STRUCTURE BY PEPE LLAUDET [NEW]

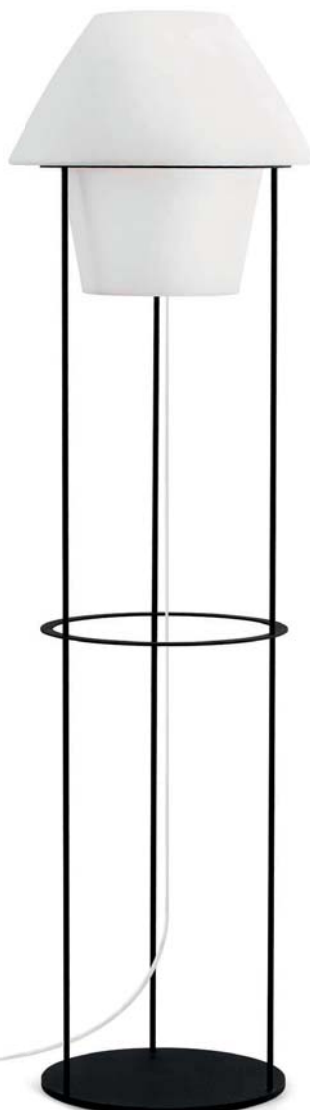
<<índice/index



Ref. 74422



Ref. 74424



## STRUCTURE/ESTRUCTURA

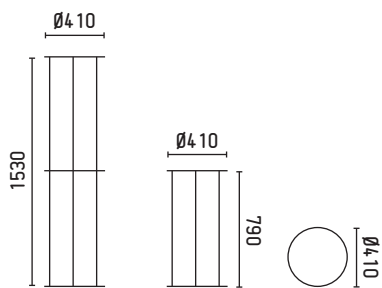
74422 ■ BLACK NEGRO

74424 ■ BLACK NEGRO

METAL

METAL

1/1



Ref. 74424


Ref. 74422





# MOON

BY FARO DESIGN TEAM



<<Índice/index

IT IS THE SEARCH FOR THE ESSENCE OF LIGHT, AND SIMPLICITY IN SHAPE. A FULL MOON THAT FLOODS EVERYTHING AROUND IT WITH LIGHT.

ES LA BÚSQUEDA DE LA ESENCIA DE LA LUZ. LA SIMPLICIDAD EN LA FORMA. UN PLENILUNIO QUE INUNDA DE LUZ TODO A SU ALREDEDOR.

LA RECHERCHE DE L'ESSENCE DE LA LUMIÈRE ET DE LA SIMPLICITÉ DE LA FORME. UNE PLEINE LUNE QUI INONDE DE LUMIÈRE TOUT CE QUI L'ENTOURE.



## POST LAMP/SOBREMURO

74433+74437 DARK GREY+WHITE  
GRIS OSCURO+BLANCO

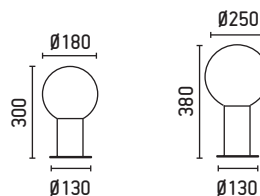
74433+74438 DARK GREY+WHITE  
GRIS OSCURO+BLANCO

1xE27 20W NOT INCL. [16467]

DIE CAST ALUMINIUM+ OPAL PMMA  
ALUMINIO INYECTADO+PMMA OPAL



For ball Ø180 mm and Ø250 mm.  
Válido para bola Ø180 mm y Ø250 mm.



Ref. 74433+74437 Ref. 74433+74438



## BEACON/BALIZA

74434+74437 DARK GREY+WHITE  
GRIS OSCURO+BLANCO

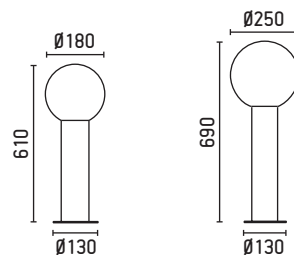
74434+74438 DARK GREY+WHITE  
GRIS OSCURO+BLANCO

1xE27 20W NOT INCL. [16467]

DIE CAST ALUMINIUM+ OPAL PMMA  
ALUMINIO INYECTADO+PMMA OPAL



For ball Ø180 mm and Ø250 mm.  
Válido para bola Ø180 mm y Ø250 mm.



Ref. 74434+74437 Ref. 74434+74438





WALL LAMP/APLIQUE

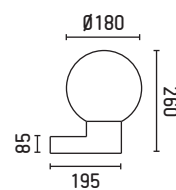
74432+74437  DARK GREY+WHITE  
GRIS OSCURO+BLANCO

1xE27 20W NOT INCL. [16467]

DIE CAST ALUMINIUM+ OPAL PMMA  
ALUMINIO INYECTADO+PMMA OPAL



For ball Ø180 mm.  
Válido para bola Ø180 mm.





PENDANT/COLGANTE [NEW]

74427+74437  DARK GREY+WHITE  
GRIS OSCURO+BLANCO

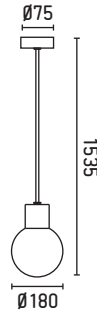
74427+74438  DARK GREY+WHITE  
GRIS OSCURO+BLANCO

1xE27 MAX 20W NOT INCL. [16467]

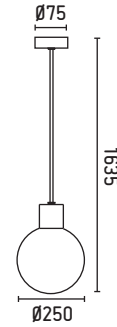
DIE CAST ALUMINIUM+ OPAL PMMA  
ALUMINIO INYECTADO+PMMA OPAL



For ball Ø180 mm and Ø250 mm.  
Válido para bola Ø180 mm y Ø250 mm.



Ref. 74427+74437



Ref. 74427+74438



POLE LAMP/FAROLA

74435+74438  DARK GREY+WHITE  
GRIS OSCURO+BLANCO  
(1 ud.) (2 ud.)

2xE27 MAX 20W NOT INCL. [16467]


74436+74438  DARK GREY+WHITE  
GRIS OSCURO+BLANCO  
(1 ud.) (3 ud.)

3xE27 MAX 20W NOT INCL. [16467]


DIE CAST ALUMINIUM+ OPAL PMMA  
ALUMINIO INYECTADO+PMMA OPAL



For ball Ø250 mm.  
Válido para bola Ø250 mm.



Ref. 74435+74438



Ref. 74436+74438



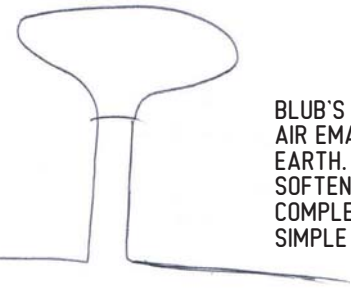


# BLUB'S BY ESTUDI RIBAUDÍ

BLUB'S IS LIKE A BUBBLE OF AIR EMANATING FROM THE EARTH. ITS SHAPES ARE SOFTENED BY THE LIGHT AND COMPLEMENT THE SPACE IN A SIMPLE AND ORDERED WAY.

BLUB'S ES COMO UNA BURBUJA DE AIRE QUE EMANA DE LA TIERRA: SUS FORMAS SE DIFUMINAN CON LA LUZ Y COMPLEMENTAN EL ESPACIO DE UNA FORMA SIMPLE Y ORDENADA.

BLUB'S EST COMME UNE BULLE D'AIR QUI ÉMANE DE LA TERRE: SES FORMES S'ESTOMPENT AVEC LA LUMIÈRE ET COMPLÈTENT L'ESPACE DE MANIÈRE SIMPLE ET ORDONNÉE.

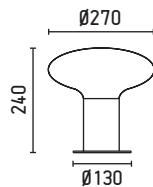
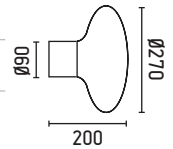


### WALL LAMP/APLIQUE

**74431**  DARK GREY+WHITE  
GRIS OSCURO+BLANCO

1xE27 20W NOT INCL. [16467]

DIE CAST ALUMINIUM+ OPAL PMMA  
ALUMINIO INYECTADO+PMMA OPAL

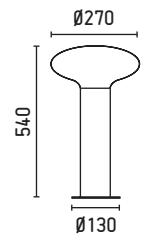


### POST LAMP/SOBREMURO

**74433+74430**  DARK GREY+WHITE  
GRIS OSCURO+BLANCO

1xE27 20W NOT INCL. [16467]

DIE CAST ALUMINIUM+ OPAL PMMA  
ALUMINIO INYECTADO+PMMA OPAL



### BEACON/BALIZA


**74434+74430**  DARK GREY+WHITE  
GRIS OSCURO+BLANCO

1xE27 20W NOT INCL. [16467]

DIE CAST ALUMINIUM+ OPAL PMMA  
ALUMINIO INYECTADO+PMMA OPAL







WALL LAMP/APLIQUE

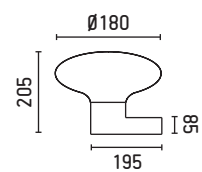
74432+74430



DARK GREY+WHITE  
GRIS OSCURO+BLANCO

1xE27 20W NOT INCL. [16467]

DIE CAST ALUMINIUM+ OPAL PMMA  
ALUMINIO INYECTADO+PMMA OPAL





PENDANT/COLGANTE [NEW]

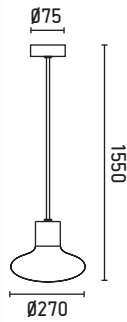
74427+74430



DARK GREY+WHITE  
GRIS OSCURO+BLANCO

1xE27 MAX 20W NOT INCL. [16467]

DIE CAST ALUMINIUM+ OPAL PMMA  
ALUMINIO INYECTADO+PMMA OPAL



POLE LAMP/FAROLA

74435+74430



DARK GREY+WHITE  
GRIS OSCURO+BLANCO

(1 ud.) (2 ud.)

2xE27 MAX 20W NOT INCL. [16467]

74436+74430

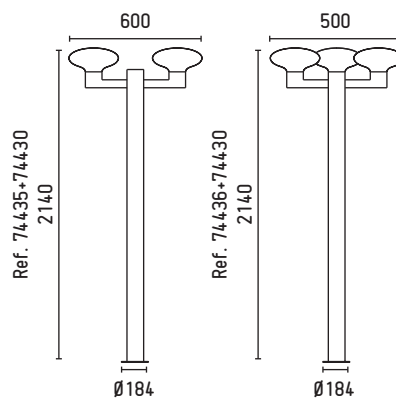


DARK GREY+WHITE  
GRIS OSCURO+BLANCO

(1 ud.) (3 ud.)

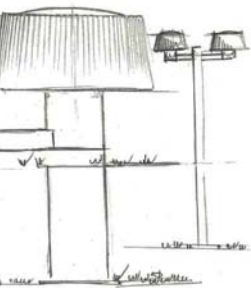
3xE27 MAX 20W NOT INCL. [16467]

DIE CAST ALUMINIUM+ OPAL PMMA  
ALUMINIO INYECTADO+PMMA OPAL









# MUFFIN BY MANEL LLUSCÀ

A SERIES WITH A FUN AND INFORMAL DIE CAST ALUMINIUM DESIGN WITH A PLEATED WHITE OPAL PMMA SHADE.

UNA SERIE DE DISEÑO DIVERTIDO E INFORMAL REALIZADA EN ALUMINIO INYECTADO Y PANTALLA BLANCA PLISADA DE PMMA OPAL.

UNE SÉRIE AU DESIGN LUDIQUE ET INFORMEL EN FONTE D'ALUMINIUM AVEC ABAT-JOUR BLANC PLISSÉ EN PMMA OPAQUE.

<<Índice/index



## WALL LAMP/APLIQUE

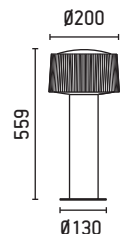
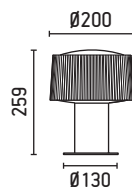
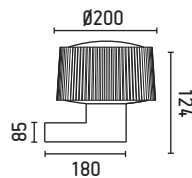
74432+74429



DARK GREY+WHITE  
GRIS OSCURO+BLANCO

1xE27 MAX 20W NOT INCL. [16467]

DIE CAST ALUMINIUM+ OPAL PMMA  
ALUMINIO INYECTADO+PMMA OPAL



## POST LAMP/SOBREMURO

74433+74429



DARK GREY+WHITE  
GRIS OSCURO+BLANCO

1xE27 MAX 20W NOT INCL. [16467]

DIE CAST ALUMINIUM+ OPAL PMMA  
ALUMINIO INYECTADO+PMMA OPAL



## BEACON/BALIZA

74434+74429



DARK GREY+WHITE  
GRIS OSCURO+BLANCO

1xE27 MAX 20W NOT INCL. [16467]

DIE CAST ALUMINIUM+ OPAL PMMA  
ALUMINIO INYECTADO+PMMA OPAL







PENDANT/COLGANTE **[NEW]**

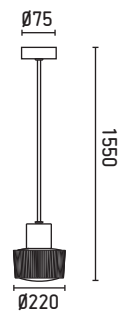
74427+74429



DARK GREY+WHITE  
GRIS OSCURO+BLANCO

1xE27 MAX 20W NOT INCL. [16467]

DIE CAST ALUMINIUM+ OPAL PMMA  
ALUMINIO INYECTADO+PMMA OPAL



POLE LAMP/FAROLA

74435+74429  
(1 ud.) (2 ud.)



DARK GREY+WHITE  
GRIS OSCURO+BLANCO

2xE27 MAX 20W NOT INCL. [16467]

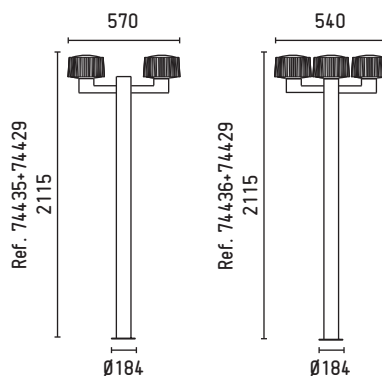
74436+74429  
(1 ud.) (3 ud.)




DARK GREY+WHITE  
GRIS OSCURO+BLANCO

3xE27 MAX 20W NOT INCL. [16467]

DIE CAST ALUMINIUM+ OPAL PMMA  
ALUMINIO INYECTADO+PMMA OPAL







# MISTU BY FARO DESIGN TEAM

PLEASANT DESIGN FOR A HIGHLY VERSATILE SERIES. A POLYMETHACRYLATE (PMMA) DIFFUSER PROVIDES EXCELLENT, PERFECTLY PROPORTIONED LIGHT.

SIMPÁTICO DISEÑO PARA UNA SERIE DE GRAN VERSATILIDAD. UN DIFUSOR DE POLIMETACRILATO (PMMA) PROCURA UNA EXCELENTE LUZ, PERFECTAMENTE TAMIZADA.

UN DESIGN AGRÉABLE POUR UNE SÉRIE TRÈS POLYVALENTE. UN DIFFUSEUR EN POLYMÉTHACRYLATE DE MÉTHYLE (PMMA) PROCURE UNE LUMIÈRE EXQUISE, PARFAITEMENT TAMISÉE.

<<Índice/index



## WALL LAMP/APLIQUE

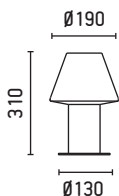
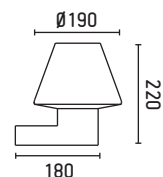
74432+74428



DARK GREY+WHITE  
GRIS OSCURO+BLANCO

1xE27 20W NOT INCL. [16467]

DIE CAST ALUMINIUM+ OPAL PMMA  
ALUMINIO INYECTADO+PMMA OPAL



## POST LAMP/SOBREMURO

74433+74428



DARK GREY+WHITE  
GRIS OSCURO+BLANCO

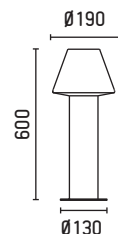
HF 74403



DARK GREY+WHITE  
GRIS OSCURO+BLANCO

1xE27 20W NOT INCL. [16467]

DIE CAST ALUMINIUM+ OPAL PMMA  
ALUMINIO INYECTADO+PMMA OPAL



## BEACON/BALIZA

74434+74428



DARK GREY+WHITE  
GRIS OSCURO+BLANCO

1xE27 20W NOT INCL. [16467]

DIE CAST ALUMINIUM+ OPAL PMMA  
ALUMINIO INYECTADO+PMMA OPAL



HF Ref. 74403: Until stock exhaustion  
Ref. 74403: Hasta final de stock  
Ref. 74403: Jusqu'à la fin de stock

TABLE LAMP/SOBREMESA

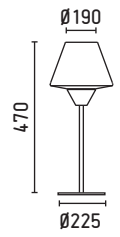
74405



DARK GREY+WHITE  
GRIS OSCURO+BLANCO

1xE27 20W NOT INCL. [16467]

DIE CAST ALUMINIUM+OPAL PMMA  
ALUMINIO INYECTADO+PMMA OPAL

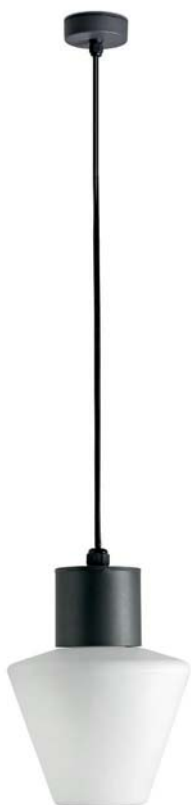


HF

Ref. 74405: Until stock exhaustion  
Ref. 74405: Hasta final de stock  
Ref. 74405: Jusqu'à la fin de stock







PENDANT/COLGANTE **[NEW]**

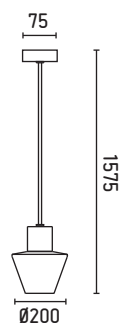
74427+74428



DARK GREY+WHITE  
GRIS OSCURO+BLANCO

1xE27 MAX 20W NOT INCL. [16467]

DIE CAST ALUMINIUM+ OPAL PMMA  
ALUMINIO INYECTADO+PMMA OPAL



POLE LAMP/FAROLA

74435+74428



DARK GREY+WHITE  
GRIS OSCURO+BLANCO

(1 ud.) (2 ud.)

2xE27 20W NOT INCL. [16467]

74436+74428

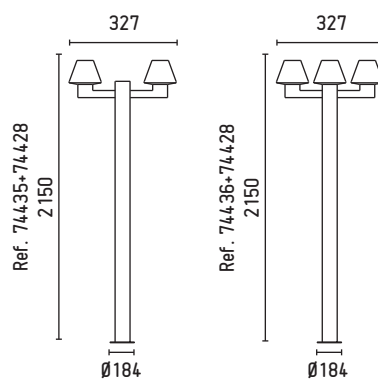


DARK GREY+WHITE  
GRIS OSCURO+BLANCO

(1 ud.) (3 ud.)

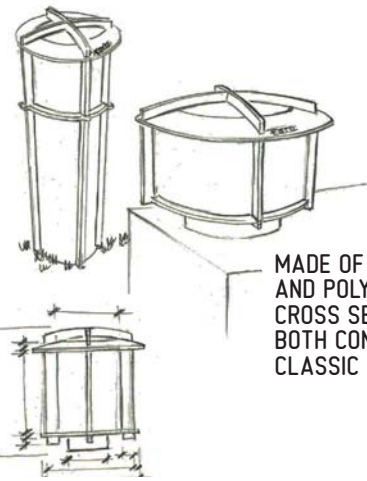
3xE27 20W NOT INCL. [16467]

DIE CAST ALUMINIUM+ OPAL PMMA  
ALUMINIO INYECTADO+PMMA OPAL









# CROSS BY MANEL LLUSCÀ

MADE OF DIE CAST ALUMINIUM AND POLYCARBONATE. THE CROSS SERIES IS IDEAL FOR BOTH CONTEMPORARY AND CLASSIC ENVIRONMENTS.

REALIZADA EN ALUMINIO INYECTADO Y POLICARBONATO. LA SERIE CROSS ES IDEAL TANTO PARA AMBIENTES ACTUALES COMO CLÁSICOS.

FABRIQUÉE EN FONTE D'ALUMINIUM ET EN POLYCARBONATE. LA SÉRIE CROSS EST IDÉALE TANT DANS LES ESPACES MODERNES QUE DANS LES ENVIRONNEMENTS CLASSIQUES.

<<Índice/index

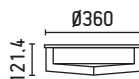


## CEILING LAMP/PLAFÓN

**74355** ■ DARK GREY  
GRIS OSCURO

2xE27 MAX 20W NOT INCL. [16467]

DIE CAST ALUMINIUM+OPAL POLYCARBONATE  
ALUMINIO INYECTADO+POLICARBONATO OPAL

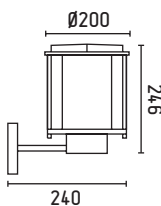


## WALL LAMP/APLIQUE

**74350** ■ DARK GREY  
GRIS OSCURO

1xE27 MAX 60W NOT INCL. [16467]

DIE CAST ALUMINIUM+OPAL POLYCARBONATE  
ALUMINIO INYECTADO+POLICARBONATO OPAL

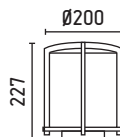


## POST LAMP/SOBREMURO

**74351** ■ DARK GREY  
GRIS OSCURO

1xE27 MAX 60W NOT INCL. [16467]

DIE CAST ALUMINIUM+OPAL POLYCARBONATE  
ALUMINIO INYECTADO+POLICARBONATO OPAL







PORTABLE/PORTÁTIL

**74353**  DARK GREY  
GRIS OSCURO

1xE27 MAX 100W NOT INCL. [16467]

DIE CAST ALUMINIUM+OPAL POLYCARBONATE  
ALUMINIO INYECTADO+POLICARBONATO OPAL

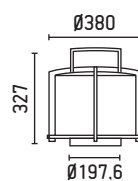


IP65

3M



1/2





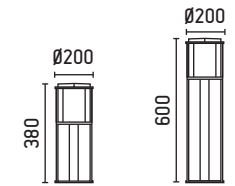
**BEACON/BALIZA**

**74356** ■ DARK GREY  
GRIS OSCURO

**74357** ■ DARK GREY  
GRIS OSCURO

1xE27 MAX 60W NOT INCL. [16467]

DIE CAST ALUMINIUM+OPAL POLYCARBONATE  
ALUMINIO INYECTADO+POLICARBONATO OPAL



Ref. 74356

Ref. 74357



**BEACON/BALIZA**

**74359** ■ DARK GREY  
GRIS OSCURO

1xPL2G11 36W 6400K INCL. GEAR INCL.

DIE CAST ALUMINIUM+OPAL POLYCARBONATE  
ALUMINIO INYECTADO+POLICARBONATO OPAL



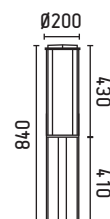
PRECIO  
MÁS BAJO

**74349** ■ DARK GREY  
GRIS OSCURO



LED STRIPS 24W 4000K 2500lm INCL. DRIVER INCL.

DIE CAST ALUMINIUM+OPAL POLYCARBONATE  
ALUMINIO INYECTADO+POLICARBONATO OPAL







**POLE LAMP/FAROLA**

**74358**

**DARK GREY  
GRIS OSCURO**

1xPL2611 55W 5000K INCL. GEAR INCL.

DIE CAST ALUMINIUM+OPAL POLYCARBONATE  
ALUMINIO INYECTADO+POLICARBONATO OPAL



IP65

EQ



1/1





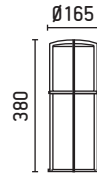
PRECIO  
MÁS BAJO

**BEACON/BALIZA**

**74366** SILVER GREY  
GRIS PLATA

1xE27 MAX 60W NOT INCL. [16467]

DIE CAST ALUMINIUM+OPAL POLYCARBONATE  
ALUMINIO INYECTADO+POLICARBONATO OPAL



HF Until stock exhaustion  
Hasta final de stock  
Jusqu'à la fin de stock



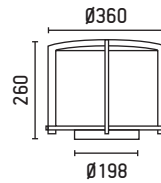
PRECIO  
MÁS BAJO

**POST LAMP/SOBREMURO**

**74362** SILVER GREY  
GRIS PLATA

1xE27 MAX 100W NOT INCL. [16467]

DIE CAST ALUMINIUM+OPAL POLYCARBONATE  
ALUMINIO INYECTADO+POLICARBONATO OPAL



HF Until stock exhaustion  
Hasta final de stock  
Jusqu'à la fin de stock



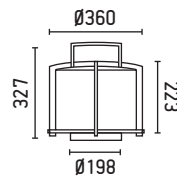
PRECIO  
MÁS BAJO

**PORTABLE/PORTÁTIL**

**74363** SILVER GREY  
GRIS PLATA

1xE27 MAX 100W NOT INCL. [16467]

DIE CAST ALUMINIUM+OPAL POLYCARBONATE  
ALUMINIO INYECTADO+POLICARBONATO OPAL



HF Until stock exhaustion  
Hasta final de stock  
Jusqu'à la fin de stock





PENDANT/COLGANTE

PRECIO  
MÁS BAJO

74364 SILVER GREY  
GRIS PLATA

1xE27 MAX 100W NOT INCL. [16467]

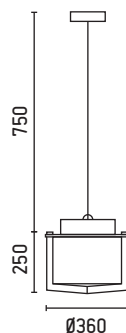
DIE CAST ALUMINIUM+OPAL POLYCARBONATE  
ALUMINIO INYECTADO+POLICARBONATO OPAL



IP54



1/2



HF Until stock exhaustion  
Hasta final de stock  
Jusqu'à la fin de stock

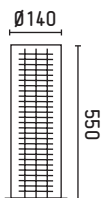


**ANTIPOLLUTION LIGHT G/ANTICONTAMINACIÓN LUMÍNICA G**

**74370**  CHROME  
CROMADO

FOR / PARA  
74358, 74368

STEEL+TRANSPARENT POLYCARBONATE  
ACERO+POLICARBONATO TRANSPARENTE



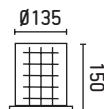
**ANTIPOLLUTION LIGHT P/ANTICONTAMINACIÓN LUMÍNICA P**

**74369**  CHROME  
CROMADO


FOR / PARA

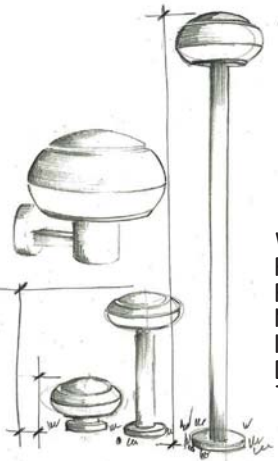
74350, 73351, 74356, 74357, 74360, 74361, 74366, 74367

STEEL+TRANSPARENT POLYCARBONATE  
ACERO+POLICARBONATO TRANSPARENTE









# BOLETUS BY MANEL LLUSCÀ

WITH A MODERN DESIGN AND ROUNDED LINES, BOLETUS PROVIDES INDIRECT AND NUANCED LIGHT THANKS TO ITS OPAL POLYCARBONATE DIFFUSER AND THE SLOT IN THE TOP OF THE SHADE.

CON UN DISEÑO MODERNO Y DE LÍNEAS REDONDEADAS, BOLETUS PROPORCIONA LUZ INDIRECTA Y MATIZADA GRACIAS A SU DIFUSOR DE POLICARBONATO OPAL Y A LA RANURA SUPERIOR SITUADA EN SU PANTALLA.

AVEC SON DESIGN MODERNE ET SES LIGNES ARRONDIES, BOLETUS APPORTE UNE LUMIÈRE INDIRECTE ET NUANCÉE GRÂCE À SON DIFFUSEUR EN POLYCARBONATE OPAQUE ET À L'OUVERTURE SITUÉE SUR LE DESSUS.

<<Índice/index

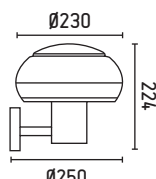
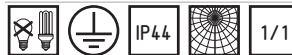


## WALL LAMP/APLIQUE

**74391** ■ DARK GREY  
GRIS OSCURO

1xE27 20W NOT INCL. [16467]

DIE CAST ALUMINIUM+OPAL POLYCARBONATE  
ALUMINIO INYECTADO+POLICARBONATO OPAL

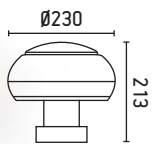


## POST LAMP/SOBREMURO

**74392** ■ DARK GREY  
GRIS OSCURO

1xE27 20W NOT INCL. [16467]

DIE CAST ALUMINIUM+OPAL POLYCARBONATE  
ALUMINIO INYECTADO+POLICARBONATO OPAL

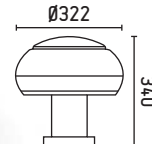


## POST LAMP/SOBREMURO

**74393** ■ DARK GREY  
GRIS OSCURO

3xE27 20W NOT INCL. [16467]

DIE CAST ALUMINIUM+OPAL POLYCARBONATE  
ALUMINIO INYECTADO+POLICARBONATO OPAL







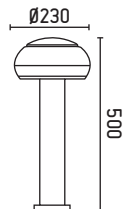


**POLE LAMP/FAROLA**

**74395** ■ DARK GREY  
GRIS OSCURO

3xE27 20W NOT INCL. [16467]

DIE CAST ALUMINIUM+OPAL POLYCARBONATE  
ALUMINIO INYECTADO+POLICARBONATO OPAL

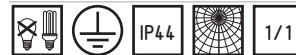


**BEACON/BALIZA**


**74394** ■ DARK GREY  
GRIS OSCURO

1xE27 20W NOT INCL. [16467]

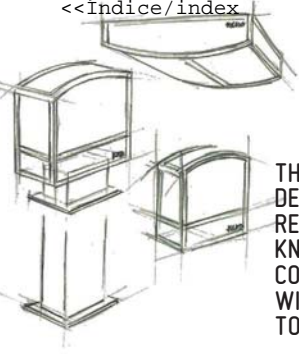
DIE CAST ALUMINIUM+OPAL POLYCARBONATE  
ALUMINIO INYECTADO+POLICARBONATO OPAL











THE FORMAL AND SIMPLE DESIGN OF THIS SERIES IS REMINISCENT OF THOSE WELL-KNOWN AMERICAN MAILBOXES COMBINING STRAIGHT LINES WITH A SLIGHT ARCH AT THE TOP.

# TRIAL BY MANEL LLUSCÀ

CON UN DISEÑO FORMAL Y SOBRIO, ESTA SERIE NOS REMITE A LOS TAN CONOCIDOS BUZONES AMERICANOS QUE COMBINAN LÍNEAS RECTAS CON UNA LÍNEA LIGERAMENTE ARQUEADA EN SU PARTE SUPERIOR.

D'UN DESIGN SÉRIEUX ET SOBRE, CETTE SÉRIE RAPPELLE LES CÉLÈBRES BOÎTES AUX LETTRES AMÉRICAINES QUI ALLIENT DES LIGNES DROITES ET UNE LIGNE LÉGÈREMENT ARQUÉE SUR LE DESSUS.



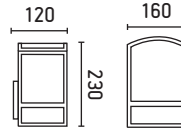

**WALL LAMP/APLIQUE**

**74380**

**DARK GREY**  
**GRIS OSCURO**

1xE27 20W INCL.

METAL+OPAL POLYCARBONATE  
METAL+POLICARBONATO OPAL



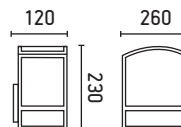
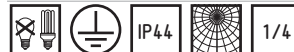
**WALL LAMP/APLIQUE**

**74381**

**DARK GREY**  
**GRIS OSCURO**

2xE27 20W INCL.

METAL+OPAL POLYCARBONATE  
METAL+POLICARBONATO OPAL



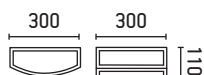


**CEILING LAMP/PLAFÓN**

**74386**  **DARK GREY**  
**GRIS OSCURO**

2xE27 20W INCL.

METAL+OPAL POLYCARBONATE  
 METAL+POLICARBONATO OPAL





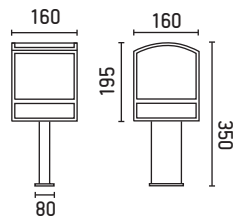
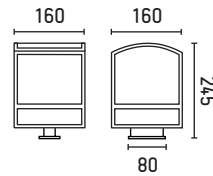
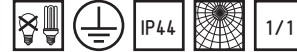


**POST LAMP/SOBREMURO**

**74382**  DARK GREY  
GRIS OSCURO

1xE27 20W INCL.

METAL+OPAL POLYCARBONATE  
METAL+POLICARBONATO OPAL

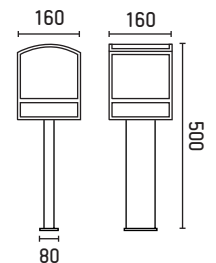
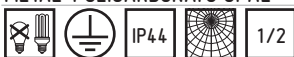


**POST LAMP/SOBREMURO**

**74384**  DARK GREY  
GRIS OSCURO

1xE27 20W INCL.

METAL+OPAL POLYCARBONATE  
METAL+POLICARBONATO OPAL

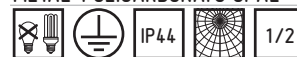


**BEACON/BALIZA**

**74385**  DARK GREY  
GRIS OSCURO

1xE27 20W INCL.

METAL+OPAL POLYCARBONATE  
METAL+POLICARBONATO OPAL








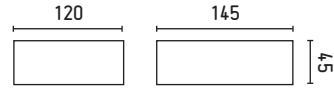
**DAS** [NEW] WALL LAMP/APLIQUE



75518 ■ DARK GREY  
GRIS OSCURO

COB LED 5W 3000K 490Lm INCL. DRIVER INCL.

DIE CAST ALUMINIUM+TRANSPARENT GLASS  
ALUMINIO INYECTADO+CRISTAL TRANSPARENTE



Ref. 75520



Ref. 75519

**DAS** [NEW] BEACON/BALIZA

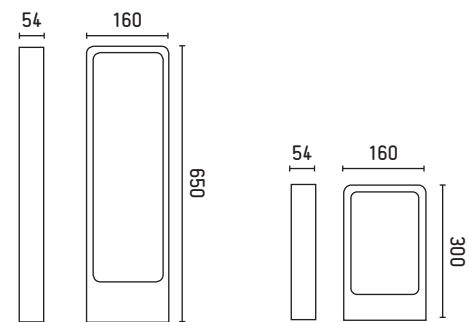


75519 ■ DARK GREY  
GRIS OSCURO

75520 ■ DARK GREY  
GRIS OSCURO

COB LED 5W 3000K 490Lm INCL. DRIVER INCL.


DIE CAST ALUMINIUM+TRANSPARENT GLASS  
ALUMINIO INYECTADO+CRISTAL TRANSPARENTE



Ref. 75520

Ref. 75519







**BERET** [NEW] BEACON/BALIZA  LED!

75522  DARK GREY  
GRIS OSCURO

SMD LED 8W 4000K 300Lm INCL. DRIVER INCL.

ALUMINIUM+OPAL PMMA  
ALUMINIO+PMMA OPAL



IP54

DRIVER 

1/1

Ø65



500



**BERET** [NEW] BEACON/BALIZA  LED!

75523  DARK GREY  
GRIS OSCURO

SMD LED 8W 4000K 300Lm INCL. DRIVER INCL.

ALUMINIUM+OPAL PMMA  
ALUMINIO+PMMA OPAL



IP54

DRIVER 

1/1

Ø65



906





**BERET** [NEW] POLE LAMP/FAROLA



75524  DARK GREY  
GRIS OSCURO

SMD LED 16W 4000K 625Lm INCL. DRIVER INCL.

ALUMINIUM+OPAL PMMA  
ALUMINIO+PMMA OPAL



IP54

DRIVER 

1/1

Ø65



1800







# JAIPUR WALL LAMP/APLIQUE

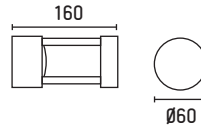


70757  DARK GREY  
GRIS OSCURO

COB LED 5W 3000K 200lm INCL. DRIVER INCL.

DIE CAST ALUMINIUM+TRANSPARENT GLASS  
ALUMINIO INYECTADO+CRISTAL TRANSPARENTE

	IP54		DRIVER <input checked="" type="checkbox"/>		1/1
--	------	--	--	--	-----



# JAIPUR BEACON/BALIZA

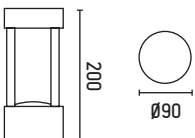


70758  DARK GREY  
GRIS OSCURO

COB LED 5W 3000K 200lm INCL. DRIVER INCL.

DIE CAST ALUMINIUM+TRANSPARENT GLASS  
ALUMINIO INYECTADO+CRISTAL TRANSPARENTE

	IP54		DRIVER <input checked="" type="checkbox"/>		1/1
--	------	--	--	--	-----



# JAIPUR BEACON/BALIZA

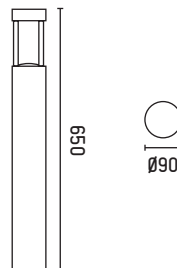


70759  DARK GREY  
GRIS OSCURO

COB LED 5W 3000K 200lm INCL. DRIVER INCL.

DIE CAST ALUMINIUM+TRANSPARENT GLASS  
ALUMINIO INYECTADO+CRISTAL TRANSPARENTE

	IP54		DRIVER <input checked="" type="checkbox"/>		1/1
--	------	--	--	--	-----







## AGRA BEACON/BALIZA



70755  DARK GREY  
GRIS OSCURO

70756  RUST  
MARRÓN ÓXIDO

COB LED 5W 3000K 200Lm INCL. DRIVER INCL.

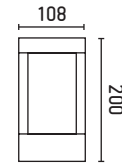
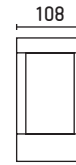
DIE CAST ALUMINIUM+TRANSPARENT GLASS  
ALUMINIO INYECTADO+CRISTAL TRANSPARENTE



IP54

DRIVER 

1/1



## AGRA BEACON/BALIZA



70753  DARK GREY  
GRIS OSCURO

70754  RUST  
MARRÓN ÓXIDO

COBLED 5W 3000K 200Lm INCL. DRIVER INCL.

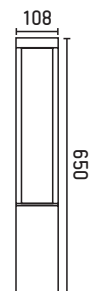
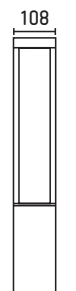
DIE CAST ALUMINIUM+TRANSPARENT GLASS  
ALUMINIO INYECTADO+CRISTAL TRANSPARENTE



IP54

DRIVER 

1/1







**SETE** [NEW] BEACON/BALIZA



75521  DARK GREY  
GRIS OSCURO

SMD LED 6W 3000K 155Lm INCL. DRIVER INCL.

DIE CAST ALUMINIUM+OPAL POLYCARBONATE  
ALUMINIO INYECTADO+POLICARBONATO OPAL

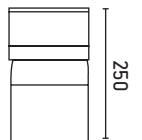


IP54

DRIVER 

1/1

Ø145





## UTAH-2 WALL LAMP/APLIQUE

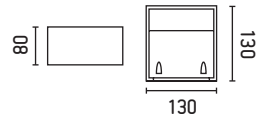


75090  WHITE  
BLANCO

75091  DARK GREY  
GRIS OSCURO

COB LED 6W 3000K 350Lm INCL. DRIVER INCL.

DIE CAST ALUMINIUM+TRANSPARENT POLYCARBONATE  
ALUMINIO INYECTADO+POLICARBONATO TRANSPARENTE



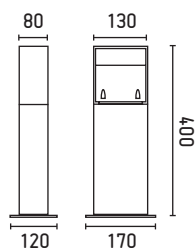
## UTAH-2 BEACON/BALIZA




75093  DARK GREY  
GRIS OSCURO

COB LED 6W 3000K 350Lm INCL. DRIVER INCL.

DIE CAST ALUMINIUM+TRANSPARENT POLYCARBONATE  
ALUMINIO INYECTADO+POLICARBONATO TRANSPARENTE











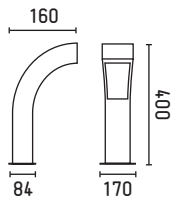
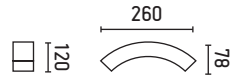
**NEO** WALL LAMP/APLIQUE



70629  DARK GREY  
GRIS OSCURO

SMD LED 4W 4000K 200lm INCL. DRIVER INCL.

DIE CAST ALUMINIUM+OPAL PMMA  
ALUMINIO INYECTADO+PMMA OPAL



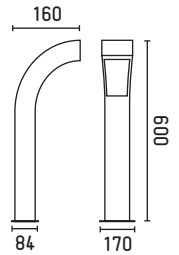
**NEO** BEACON/BALIZA



70630  DARK GREY  
GRIS OSCURO

SMD LED 4W 4000K 200lm INCL. DRIVER INCL.

DIE CAST ALUMINIUM+OPAL PMMA  
ALUMINIO INYECTADO+PMMA OPAL



**NEO** BEACON/BALIZA



70631  DARK GREY  
GRIS OSCURO

SMD LED 4W 4000K 200lm INCL. DRIVER INCL.

DIE CAST ALUMINIUM+OPAL PMMA  
ALUMINIO INYECTADO+PMMA OPAL









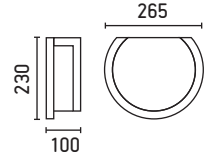
## SAUCE-1 WALL LAMP/APLIQUE

PRECIO  
MÁS BAJO

70763 ■ DARK GREY  
GRIS OSCURO

1xE27 15W NOT INCL. [16466]

DIE CAST ALUMINIUM+TRANSLUCENT GLASS  
ALUMINIO INYECTADO+CRISTAL TRANSLÚCIDO



## SAUCE-2 WALL LAMP/APLIQUE

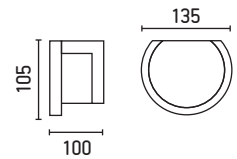
PRECIO  
MÁS BAJO



70764 ■ DARK GREY  
GRIS OSCURO

HIGH POWER LED 3W 4000K 115Lm INCL. DRIVER INCL.

DIE CAST ALUMINIUM+TRANSLUCENT GLASS  
ALUMINIO INYECTADO+CRISTAL TRANSLÚCIDO



## SAUCE-2 BEACON/BALIZA

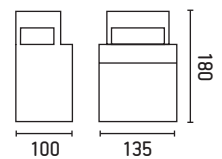
PRECIO  
MÁS BAJO



70765 ■ DARK GREY  
GRIS OSCURO

HIGH POWER LED 3W 4000K 115Lm INCL. DRIVER INCL.

DIE CAST ALUMINIUM+TRANSLUCENT GLASS  
ALUMINIO INYECTADO+CRISTAL TRANSLÚCIDO







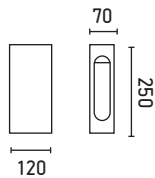


**SURAT** BEACON/BALIZA

72310  **DARK GREY**  
GRIS OSCURO

1xE27 20W NOT INCL. [16467]

DIE CAST ALUMINIUM+TRANSLUCENT GLASS  
ALUMINIO INYECTADO+CRISTAL TRANSLÚCIDO



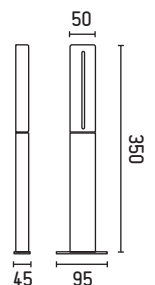
**KALI** BEACON/BALIZA



70642  **DARK GREY**  
GRIS OSCURO

COB LED 5W 3000K 200lm INCL. DRIVER INCL.

ALUMINIUM+TRANSLUCENT POLYCARBONATE  
ALUMINIO+POLICARBONATO TRANSLÚCIDO



**HEVIA** BEACON/BALIZA



**PRECIO  
MÁS BAJO**

70926  **GREY**  
GRIS

HIGH POWER LED 3W 6500K 150lm INCL.  
DRIVER HEP INCL.

DIE CAST ALUMINIUM  
ALUMINIO INYECTADO



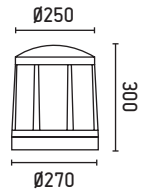


**SORA** [NEW] BEACON/BALIZA

72299  DARK GREY  
GRIS OSCURO

1xE27 MAX 26W NOT INCL. [16464]

DIE CAST ALUMINIUM+OPAL POLYCARBONATE  
ALUMINIO INYECTADO+POLICARBONATO OPAL






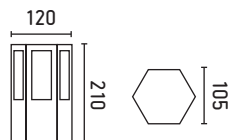


**LONG** [NEW] BEACON/BALIZA

75514 ■ DARK GREY  
GRIS OSCURO

1xE27 MAX 18W NOT INCL. [16466]

DIE CAST ALUMINIUM+TRANSLUCENT GLASS  
ALUMINIO INYECTADO+CRISTAL TRANSLÚCIDO

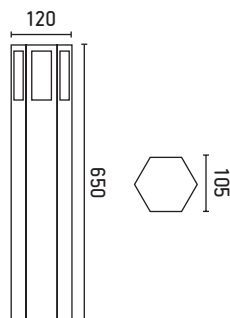


**LONG** [NEW] BEACON/BALIZA

75516 ■ DARK GREY  
GRIS OSCURO

1xE27 MAX 18W NOT INCL. [16466]

DIE CAST ALUMINIUM+TRANSLUCENT GLASS  
ALUMINIO INYECTADO+CRISTAL TRANSLÚCIDO



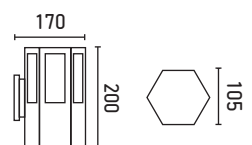


**LONG** [NEW] WALL LAMP/APLIQUE

755 15  DARK GREY  
GRIS OSCURO

1x E27 MAX 18W NOT INCL. [16466]

DIE CAST ALUMINIUM+TRANSLUCENT GLASS  
ALUMINIO INYECTADO+CRISTAL TRANSLÚCIDO



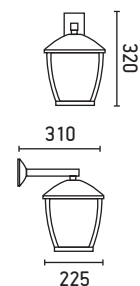
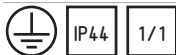


## WILMA WALL LAMP/APLIQUE

75000 ■ DARK GREY  
GRIS OSCURO

1xE27 MAX 100W NOT INCL. [16467]

DIE CAST ALUMINIUM+TRANSLUCENT POLYCARBONATE  
ALUMINIO INYECTADO+POLICARBONATO TRANSLÚCIDO



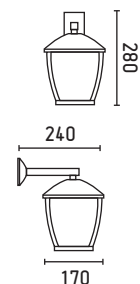
WALL LAMP/APLIQUE

## MINI WILMA WALL LAMP/APLIQUE

74998 ■ DARK GREY  
GRIS OSCURO

1xE27 11W NOT INCL. [16590]

DIE CAST ALUMINIUM+TRANSLUCENT POLYCARBONATE  
ALUMINIO INYECTADO+POLICARBONATO TRANSLÚCIDO

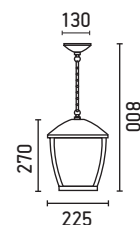
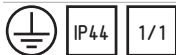


## WILMA PENDANT/COLGANTE

75002 ■ DARK GREY  
GRIS OSCURO

1xE27 MAX 100W NOT INCL. [16467]

DIE CAST ALUMINIUM+TRANSLUCENT POLYCARBONATE  
ALUMINIO INYECTADO+POLICARBONATO TRANSLÚCIDO

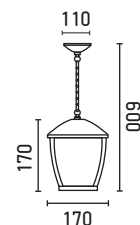


## MINI WILMA PENDANT/COLGANTE

74996 ■ DARK GREY  
GRIS OSCURO

1xE27 11W NOT INCL. [16590]

DIE CAST ALUMINIUM+TRANSLUCENT POLYCARBONATE  
ALUMINIO INYECTADO+POLICARBONATO TRANSLÚCIDO







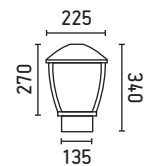


## WILMA POST LAMP/SOBREMURO

75001  DARK GREY  
GRIS OSCURO

1xE27 MAX 100W NOT INCL. [16467]

DIE CAST ALUMINIUM+TRANSLUCENT POLYCARBONATE  
ALUMINIO INYECTADO+POLICARBONATO TRANSLÚCIDO

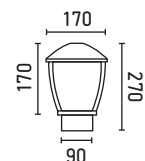


## MINI WILMA POST LAMP/SOBREMURO

74997  DARK GREY  
GRIS OSCURO

1xE27 11W NOT INCL. [16590]

DIE CAST ALUMINIUM+TRANSLUCENT POLYCARBONATE  
ALUMINIO INYECTADO+POLICARBONATO TRANSLÚCIDO

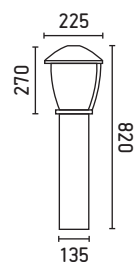


## WILMA BEACON/BALIZA

75003  DARK GREY  
GRIS OSCURO

1xE27 MAX 100W NOT INCL. [16467]

DIE CAST ALUMINIUM+TRANSLUCENT POLYCARBONATE  
ALUMINIO INYECTADO+POLICARBONATO TRANSLÚCIDO

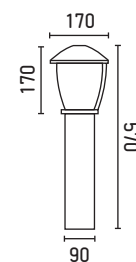


## MINI WILMA BEACON/BALIZA

74999  DARK GREY  
GRIS OSCURO

1xE27 11W NOT INCL. [16590]

DIE CAST ALUMINIUM+TRANSLUCENT POLYCARBONATE  
ALUMINIO INYECTADO+POLICARBONATO TRANSLÚCIDO







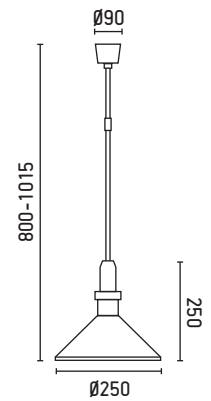
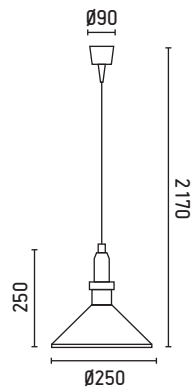

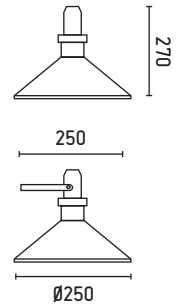


## BELL PROJECTOR/PROYECTOR

- 71993  BLACK  
NEGRO
- 71994  BLUE  
AZUL
- 71995  RED  
ROJO
- 71998  DARK GREY  
GRIS OSCURO

1xE27 23W NOT INCL. [16469]

DIE CAST ALUMINIUM+TRANSPARENT GLASS  
ALUMINIO INYECTADO+CRISTAL TRANSPARENTE



## BELL-P PENDANT/COLGANTE

- 71988  WHITE  
BLANCO
- 71989  BLACK  
NEGRO
- 71990  BLUE  
AZUL
- 71991  RED  
ROJO

1xE27 23W NOT INCL. [16469]

DIE CAST ALUMINIUM+TRANSPARENT GLASS  
ALUMINIO INYECTADO+CRISTAL TRANSPARENTE



## BELL TELESCOPIC PENDANT COLGANTE TELESCÓPICO



- 71997  DARK GREY  
GRIS OSCURO

1xE27 23W NOT INCL. [16469]

DIE CAST ALUMINIUM+TRANSPARENT GLASS  
ALUMINIO INYECTADO+CRISTAL TRANSPARENTE



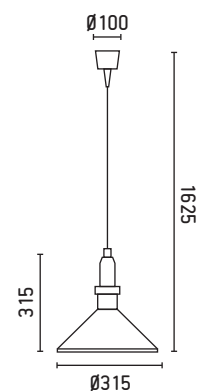


## BELL-G PENDANT/COLGANTE

- 71983  WHITE  
BLANCO
- 71984  BLACK  
NEGRO
- 71985  DARK GREY  
GRIS OSCURO
- 71986  BLUE  
AZUL
- 71987  RED  
ROJO

1xE27 23W NOT INCL. [16469]

DIE CAST ALUMINIUM+TRANSPARENT GLASS  
ALUMINIO INYECTADO+CRISTAL TRANSPARENTE



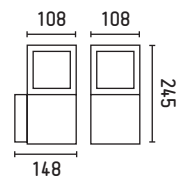


## ONZE WALL LAMP/APLIQUE

70760  DARK GREY  
GRIS OSCURO

1xE27 20W NOT INCL. [16467]

DIE CAST ALUMINIUM+OPAL POLYCARBONATE  
ALUMINIO INYECTADO+POLICARBONATO OPAL

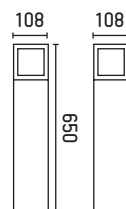


## ONZE BEACON/BALIZA

70761  DARK GREY  
GRIS OSCURO

1xE27 20W NOT INCL. [16467]

DIE CAST ALUMINIUM+OPAL POLYCARBONATE  
ALUMINIO INYECTADO+POLICARBONATO OPAL









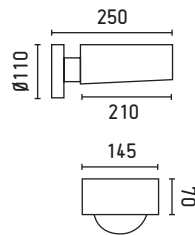
## HURON WALL LAMP/APLIQUE

75005  DARK BROWN  
MARRÓN OSCURO

1xG24d-1 13W NOT INCL. [15903]

MAGNETIC TRANS. INCL.

DIE CAST ALUMINIUM+TRANSLUCENT GLASS  
ALUMINIO INYECTADO+CRISTAL TRANSLÚCIDO



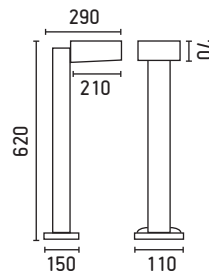
## HURON BEACON/BALIZA

75006  DARK BROWN  
MARRÓN OSCURO

1xG24d-1 13W NOT INCL. [15903]

MAGNETIC TRANS. INCL.

DIE CAST ALUMINIUM+TRANSLUCENT GLASS  
ALUMINIO INYECTADO+CRISTAL TRANSLÚCIDO











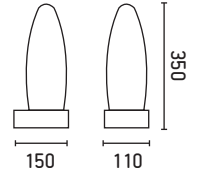
## FLAME WALL LAMP/APLIQUE

74420

DARK GREY  
GRIS OSCURO

1xE27 23W NOT INCL. [16464]

DIE CAST ALUMINIUM+OPAL PMMA  
ALUMINIO INYECTADO+PMMA OPAL



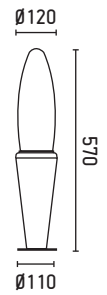
## FLAME BEACON/BALIZA

74421

DARK GREY  
GRIS OSCURO

1xE27 23W NOT INCL. [16464]

DIE CAST ALUMINIUM+OPAL PMMA  
ALUMINIO INYECTADO+PMMA OPAL





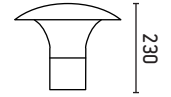
**PALM** WALL LAMP/APLIQUE

74425

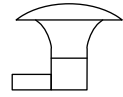
DARK GREY  
GRIS OSCURO

1xE27 20W NOT INCL. [16467]

DIE CAST ALUMINIUM+OPAL PMMA  
ALUMINIO INYECTADO+PMMA OPAL



Ø270



180



**PALM** BEACON/BALIZA

74426

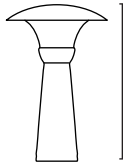
DARK GREY  
GRIS OSCURO

1xE27 20W NOT INCL. [16467]

DIE CAST ALUMINIUM+OPAL PMMA  
ALUMINIO INYECTADO+PMMA OPAL



Ø270



430

Ø115



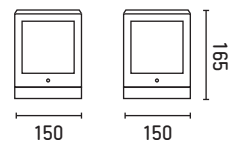


## CARTAGO POST LAMP/SOBREMURO

73254  DARK GREY  
GRIS OSCURO

1xE27 15W NOT INCL. [16466]

DIE CAST ALUMINIUM+OPAL POLYCARBONATE  
ALUMINIO INYECTADO+POLICARBONATO OPAL

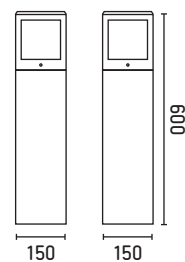


## CARTAGO BEACON/BALIZA


73255  DARK GREY  
GRIS OSCURO

1xE27 15W NOT INCL. [16466]

DIE CAST ALUMINIUM+OPAL POLYCARBONATE  
ALUMINIO INYECTADO+POLICARBONATO OPAL





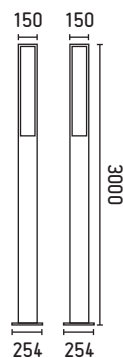


## CARTAGO POLE LAMP/FAROLA

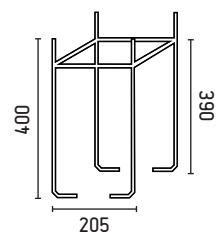
73256  DARK GREY  
GRIS OSCURO

3xT5 28W NOT INCL. [15833] GEAR INCL.

DIE CAST ALUMINIUM+OPAL POLYCARBONATE  
ALUMINIO INYECTADO+POLICARBONATO OPAL



Accessory  
Accesorio



R 7R143 X

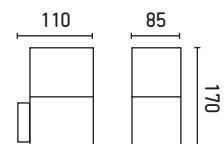


## TARRACO WALL LAMP/APLIQUE

73260  GREY  
GRIS

1xE27 15W NOT INCL. [16466]

DIE CAST ALUMINIUM+OPAL POLYCARBONATE  
ALUMINIO INYECTADO+POLICARBONATO OPAL

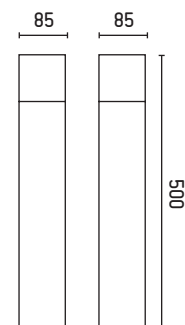


## TARRACO BEACON/BALIZA

73261  GREY  
GRIS

1xE27 15W NOT INCL. [16466]

DIE CAST ALUMINIUM+OPAL POLYCARBONATE  
ALUMINIO INYECTADO+POLICARBONATO OPAL







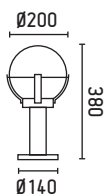
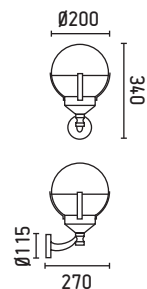
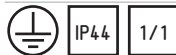


**SOL** WALL LAMP/APLIQUE

74387 ■ BLACK  
NEGRO

1xE27 MAX 60W NOT INCL. [16467]

DIE CAST ALUMINIUM+OPAL GLASS  
ALUMINIO INYECTADO+CRISTAL OPAL

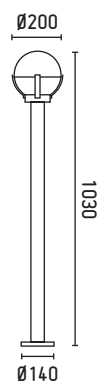


**SOL** POST LAMP/SOBREMURO

74388 ■ BLACK  
NEGRO

1xE27 MAX 60W NOT INCL. [16467]

DIE CAST ALUMINIUM+OPAL GLASS  
ALUMINIO INYECTADO+CRISTAL OPAL

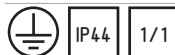


**SOL** BEACON/BALIZA

74389 ■ BLACK  
NEGRO

1xE27 MAX 60W NOT INCL. [16467]

DIE CAST ALUMINIUM+OPAL GLASS  
ALUMINIO INYECTADO+CRISTAL OPAL





**SOL** BEACON/BALIZA

74390  BLACK  
NEGRO

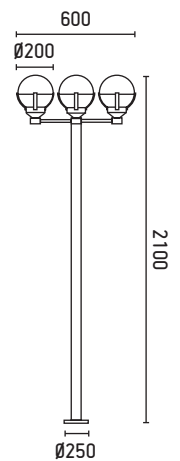
3x E27 MAX 60W NOT INCL. [16467]

DIE CAST ALUMINIUM+OPAL GLASS  
ALUMINIO INYECTADO+CRISTAL OPAL



IP44

1/1





## ARISTO BEACON/BALIZA

73196  BLACK  
NEGRO

1xG24d3 26W NOT INCL. [15905]  
TRANSFORMER INCL.

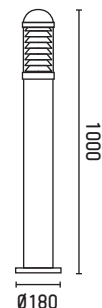
DIE CAST ALUMINIUM+TRANSPARENT POLYCARBONATE  
ALUMINIO INYECTADO+POLICARBONATO TRANSPARENTE



IP65

Transformer

1/1



## VERNO BEACON/BALIZA

73450  BLACK  
NEGRO

73440  BLACK  
NEGRO

73460  BLACK  
NEGRO

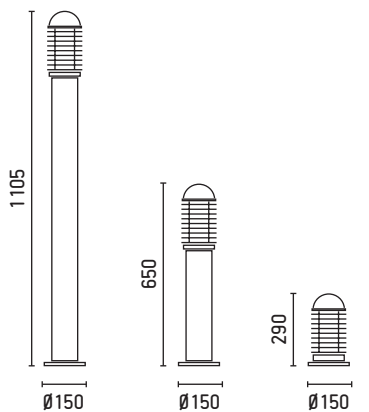
1xE27 MAX 60W NOT INCL. [16467]

DIE CAST ALUMINIUM+TRANSPARENT POLYCARBONATE  
ALUMINIO INYECTADO+POLICARBONATO TRANSPARENTE



IP44

2/4



Ref. 73460  
VERNO-G

Ref. 73440  
VERNO-M

Ref. 73450  
VERNO-P







ABRES	149	[NEW] LING	130
ADYAR	148	LIPO	180
AMURA	178	MAIPU	153
ÂNCORA	120	MARA-2	133
ARGOT	171	MARAT	138
ASKOT	178	[NEW] MARE	124
BEGI	146	MAYA-1	162
[NEW] BLIND	131	MENTA	172
BONN	155	MIRTO	172
CANON	132	MOL-1	150
[NEW] CAPRI	142	MOSCO	156
CELA	160	NATRON	154
[NEW] COAL	124	NEGUS	155
CODE	114	NELSON	150
CRATA	132	NONO	176
CRIPTA	175	NUPO	136
DADO	170	ORLY	170
DAKRON	166	ÓVALO	173
DAKYU	166	PAPO	137
[NEW] DAKYU LED-PIR	166	PARMA	170
DELTA	155	PATERNA	168
DERBY	174	PISTÓN	134
DEVA-2	146	PROA	118
DIDOT	135	RABAT	142
DIP	133	RADIO	180
DORVAL	158	RATTAN	122
DRAGMA	120	RIDA	152
DRIZA	169	RONDO	179
[NEW] ERIO	148	RUBYCK	135
ESTAY	176	RUSTIC	168
FEDON	158	SENA	140
FENES	156	SETO-P	166
FUTURE	116	[NEW] SOMA	124
GAUSS	143	SOR	157
[NEW] GERA	128	SPOT	172
[NEW] GINA	126	STEEL	162
GRID	152	SUMA	150
GRUTA	134	TANE	133
HEPTA	181	TASA	164
[NEW] HERM	148	TEJO	154
ION	136	TERRA	174
[NEW] JOY	126	TESS	142
[NEW] KAMAL	140	[NEW] TORAN	128
KEENAN	144	TORLA	147
KUBICK	152	WALLY-2	168
[NEW] LACE	130	WEST	154
LACRE	135	WILLY	138
LATINA	134	YEN	167
LEVA	146		

# W A L L & C E I L I N G L A M P S

A P L I Q U E S Y P L A F O N E S

A P P L I Q U E S E T P L A F O N N I E R S





# CODE BY ESTUDI RIBAUDI

CODE IS AN ECLIPSE OF LIGHT.  
A PATH OF CONCENTRIC CIRCLES  
THAT ACCOMPANY US  
ALMOST UNNOTICED.

CODE ES UN ECLIPSE DE LUZ.  
UN CAMINO DE CÍRCULOS  
CONCÉNTRICOS QUE NOS  
ACOMPANAN DE UNA FORMA  
CASI IMPERCEPTIBLE.

CODE EST UNE ÉCLIPSE DE  
LUMIÈRE. UN CHEMIN DE CERCLES  
CONCÉTRIQUES QUI NOUS  
ACCOMPAGNENT DE MANIÈRE  
PRESQUE IMPERCEPTIBLE.

<<Índice/index



## WALL LAMP/APLIQUE

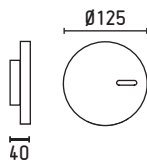


71526		WHITE BLANCO	+   	3 stickers ✓
71527		DARK GREY GRIS OSCURO	+   	

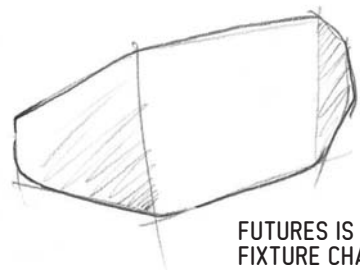
SMD LED 2W 4000K 150Lm INCL. DRIVER INCL.

POLYCARBONATE  
POLICARBONATO

	IP44	DRIVER <input checked="" type="checkbox"/>		1/1
---	------	--	---	-----







# FUTURE BY ESTUDI RIBAUDI

FUTURES IS AN OUTDOOR FIXTURE CHARACTERISED BY AN ATTRACTIVE AND DECORATIVE SET OF INDIRECT LIGHTS. ITS SMOOTH, FLAT OBLONG SHAPE BLEND INTO ITS SURROUNDINGS.

FUTURE ES UNA APLIQUE PARA EXTERIORES QUE SE CARACTERIZA POR UN ATRACTIVO Y DECORATIVO JUEGO DE LUZ INDIRECTA. SU FORMA SUAVE Y APAISADA GENERA UN EFECTO MIMÉTICO CON SU ENTORNO.

FUTURE EST UNE APPLIQUE EXTÉRIEURE CARACTÉRISÉE PAR UN JEU DE LUMIÈRE INDIRECTE ESTHÉTIQUE ET DÉCORATIF. SA FORME DOUCE ET OBLONGUE CRÉE UN EFFET DE MIMÉTISME AVEC SON ENVIRONNEMENT.

<<Índice/index

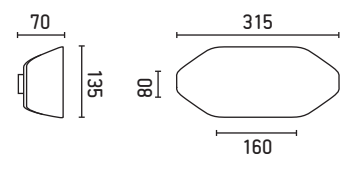
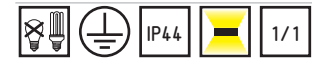


## WALL LAMP+WALL WASHER/APLIQUE+BAÑADOR DE PARED

- 71516  WHITE  
BLANCO
- 71517  DARK GREY  
GRIS OSCURO

1xE27 20W NOT INCL. [16467]

POLYCARBONATE  
POLICARBONATO







# PROA BY MANEL LLUSCÀ

A MODERN, COMPACT DESIGN IN DIE CASTING ALUMINIUM FOR A WALL FIXTURE INTENDED FOR SIGNPOSTING. ALSO AVAILABLE IN LED VERSION.

UN DISEÑO MODERNO Y COMPACTO REALIZADO EN ALUMINIO INYECTADO PARA UN APLIQUE DE PARED DESTINADO A LA SEÑALÉTICA. DISPONIBLE TAMBIÉN EN VERSIÓN LED.

UN DESIGN MODERNE ET COMPACT EN FONTE D'ALUMINIUM POUR UNE APPLIQUE MURALE DESTINÉE À LA SIGNALÉTIQUE. ÉGALEMENT DISPONIBLE EN LED.

<<índice/index



## WALL LAMP•WALL WASHER/APLIQUE•BAÑADOR DE PARED

74400  DARK GREY  
GRIS OSCURO

1xGU10 MAX 35W NOT INCL. [LED 14 14 1]

DIE CAST ALUMINIUM+TRANSPARENT GLASS  
ALUMINIO INYECTADO+CRISTAL TRANSPARENTE



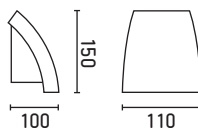
## WALL LAMP•WALL WASHER/APLIQUE•BAÑADOR DE PARED



74399  DARK GREY  
GRIS OSCURO

COB LED 6W 3000K 500lm INCL. DRIVER INCL.

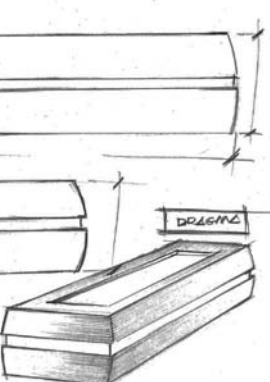
DIE CAST ALUMINIUM+TRANSPARENT GLASS  
ALUMINIO INYECTADO+CRISTAL TRANSPARENTE











# ÁNCORA-DRAGMA BY MANEL LLUSCÀ

A DIE CASTING ALUMINIUM STRUCTURE PROTECTS THE LIGHT SOURCE, EMITTING INDIRECT LIGHT UP AND DOWNWARDS AND BATHING THE SURFACE ON WHICH IT IS FITTED.

UNA ESTRUCTURA REALIZADA EN ALUMINIO INYECTADO RESGUARDA LA FUENTE LUMÍNICA. EMITIENDO LUZ INDIRECTA ARRIBA Y ABAJO Y BAÑANDO LA SUPERFICIE SOBRE LA QUE ESTÁ UBICADO.

UNE STRUCTURE EN FONTE D'ALUMINIUM PROTÈGE LA SOURCE LUMINEUSE QUI ÉMET UNE LUMIÈRE INDIRECTE À LA FOIS VERS LE HAUT ET VERS LE BAS ET ÉCLAIRE TOUTE LA SURFACE SUR LAQUELLE ELLE SE TROUVE.

<<Índice/index



## ÁNCORA WALL LAMP/APLIQUE

74401  DARK GREY  
GRIS OSCURO

1xE27 20W NOT INCL. [16467]

DIE CAST ALUMINIUM+OPAL POLYCARBONATE  
ALUMINIO INYECTADO+POLICARBONATO OPAL

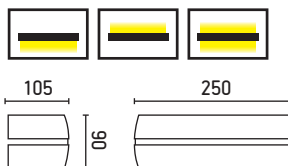


## DRAGMA WALL LAMP/APLIQUE

71362  DARK GREY  
GRIS OSCURO

1xG24q-2 18W 4000K INCL. ELECTRONIC GEAR INCL.

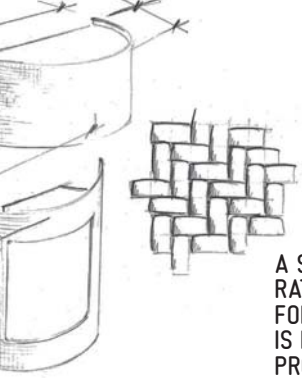
DIE CAST ALUMINIUM+TRANSLUCENT GLASS  
ALUMINIO INYECTADO+CRISTAL TRANSLÚCIDO











# RATTAN BY MANEL LLUSCÀ

A SERIES MADE WITH RATTAN. AN IDEAL MATERIAL FOR OUTDOOR AREAS AS IT IS DECORATIVE BUT ALSO PROVIDES HIGH RESISTANCE TO ADVERSE WEATHER CONDITIONS.

SERIE REALIZADA EN RATTAN. UN MATERIAL IDEAL PARA ZONAS EXTERIORES YA QUE ES DECORATIVO Y OFRECE UNA ALTA RESISTENCIA A CONDICIONES METEOROLÓGICAS ADVERSAS.

GAMME FABRIQUÉE EN ROTIN. UN MATÉRIAU IDÉAL POUR LES ESPACES EXTÉRIEURS PUISQU'IL EST DÉCORATIF MAIS OFFRE ÉGALEMENT UNE HAUTE RÉSISTANCE AUX CONDITIONS MÉTÉOROLOGIQUES ADVERSES.

<<Índice/index

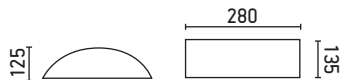
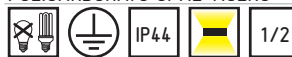


## WALL LAMP/APLIQUE

71203  DARK BROWN  
MARRÓN OSCURO

1xE27 20W NOT INCL. [16167]

OPAL POLYCARBONATE+STEEL  
POLICARBONATO OPAL+ACERO

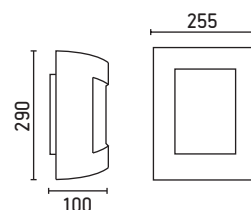


## WALL LAMP/APLIQUE


71204  DARK BROWN  
MARRÓN OSCURO

1xE27 20W NOT INCL. [16167]

OPAL POLYCARBONATE+STEEL  
POLICARBONATO OPAL+ACERO









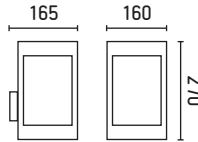
**MARE** [NEW] WALL LAMP/APLIQUE



70635 ■ DARK GREY  
GRIS OSCURO

COB LED 3W 3000K 300Lm INCL. DRIVER INCL.

DIE CASTING ALUMINIUM+TRANSPARENT GLASS  
ALUMINIO INYECTADO+CRISTAL TRANSPARENTE



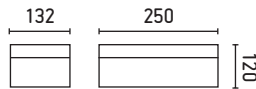
**SOMA** [NEW] WALL LAMP/APLIQUE



72268 ■ DARK GREY  
GRIS OSCURO

SMD LED 4W 3000K 680Lm INCL. DRIVER INCL.

ALUMINIUM+OPAL POLYCARBONATE  
ALUMINIO+POLICARBONATO OPAL



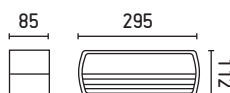
**COAL** [NEW] WALL LAMP/APLIQUE


71365 ■ DARK GREY  
GRIS OSCURO

1xG-24-d-3 MAX 26W NOT INCL. [15905]

MAGNETIC GEAR INCL.

DIE CAST ALUMINIUM+OPAL PVC  
ALUMINIO INYECTADO+PVC OPAL









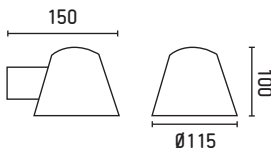
**GINA [NEW]** WALL LAMP/APLIQUE

71366  WHITE  
BLANCO

71367  BLACK  
NEGRO

1xGU10 35W NOT INCL. [LED 14 14 1]

DIE CAST ALUMINIUM+TRANSPARENT GLASS  
ALUMINIO INYECTADO+CRISTAL TRANSPARENTE



**JOY [NEW]** WALL LAMP/APLIQUE

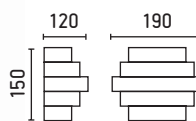


70814  WHITE  
BLANCO

70815  RUST  
MARRÓN ÓXIDO

LED 6W 4000K 70lm INCL. DRIVER INCL.

ALUMINIUM+OPAL POLYCARBONATE  
ALUMINIO+POLICARBONATO OPAL







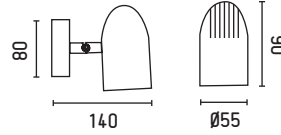
**GERA** [NEW] WALL LAMP/APLIQUE



70138 ■ DARK GREY  
GRIS OSCURO

SMD LED 5W 4000K 280Lm INCL. DRIVER INCL.

DIE CAST ALUMINIUM+TRANSPARENT GLASS  
ALUMINIO INYECTADO+CRISTAL TRANSPARENTE



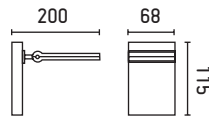
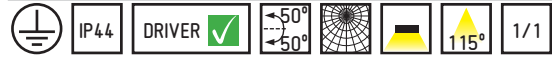
**TORAN-1** [NEW] WALL LAMP/APLIQUE



70139 ■ DARK GREY  
GRIS OSCURO

SMD LED 5W 4000K 345Lm INCL. DRIVER INCL.

DIE CAST ALUMINIUM+TRANSPARENT GLASS  
ALUMINIO INYECTADO+CRISTAL TRANSPARENTE



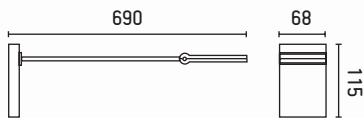
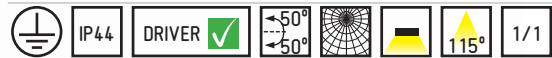
**TORAN-2** [NEW] WALL LAMP/APLIQUE



70140 ■ DARK GREY  
GRIS OSCURO

SMD LED 5W 4000K 345Lm INCL. DRIVER INCL.

DIE CAST ALUMINIUM+TRANSPARENT GLASS  
ALUMINIO INYECTADO+CRISTAL TRANSPARENTE










**LING** [NEW] WALL LAMP/APLIQUE



70812  DARK GREY  
GRIS OSCURO

70813  WHITE  
BLANCO

HIGH POWER LED 2x3W 4000K 315 Lm INCL. DRIVER INCL.

DIE CAST ALUMINIUM+TRANSPARENT GLASS  
ALUMINIO INYECTADO+CRISTAL TRANSPARENTE



IP54

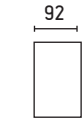
DRIVER 





110°

1/1



**LACE** [NEW] WALL LAMP/APLIQUE



70811  DARK GREY  
GRIS OSCURO

HIGH POWER LED 2x3W 4000K 315Lm INCL. DRIVER INCL.

DIE CAST ALUMINIUM+TEMPERED TRANSPARENT GLASS  
ALUMINIO INYECTADO+CRISTAL TEMPLADO TRANSPARENTE



IP54

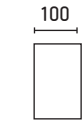
DRIVER 






110°

1/1





**Swivel flaps**  
Aletas direccionables



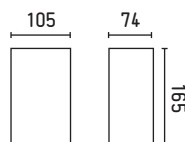
**BLIND** [NEW] WALL LAMP/APLIQUE



70634 ■ DARK GREY  
GRIS OSCURO

HIGH POWER LED 2x3W 3000K 600Lm INCL. DRIVER INCL.

DIE CASTING ALUMINIUM+TRANSPARENT GLASS  
ALUMINIO INYECTADO+CRISTAL TRANSPARENTE







## CANON WALL LAMP/APLIQUE



70566  DARK GREY  
GRIS OSCURO

70567  WHITE  
BLANCO

HIGH POWER LED 3.7W 4000K 130Lm INCL. DRIVER INCL.

DIE CAST ALUMINIUM+TEMPERED GLASS

ALUMINIO INYECTADO+CRISTAL TEMPLADO



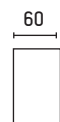
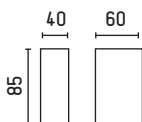
IP44

DRIVER 



120°

1/1



## CRATA WALL LAMP/APLIQUE



70568  DARK GREY  
GRIS OSCURO

70569  WHITE  
BLANCO

HIGH POWER LED 2x3W 4000K 130Lm INCL. DRIVER INCL.

DIE CAST ALUMINIUM+TEMPERED GLASS

ALUMINIO INYECTADO+CRISTAL TEMPLADO



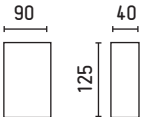
IP44

DRIVER 



120°

1/1





## TANE [NEW] WALL LAMP/APLIQUE

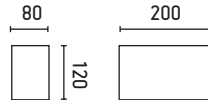


72269

DARK GREY  
GRIS OSCURO

SMD LED 2x3W 3000K 400lm INCL. DRIVER INCL.

ALUMINIUM+TRANSLUCENT GLASS  
ALUMINIO+CRISTAL TRANSLÚCIDO



## DIP WALL LAMP/APLIQUE



70571

WHITE  
BLANCO

70572

DARK GREY  
GRIS OSCURO

COB LED 2x6W 4000K 600lm INCL. DRIVER INCL.

DIE CAST ALUMINIUM+TRANSPARENT GLASS  
ALUMINIO INYECTADO+CRISTAL TRANSPARENTE



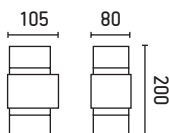
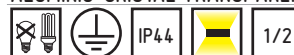
## MARA-2 WALL LAMP/APLIQUE

71379

GREY  
GRIS

2xGU10 9W 5000K INCL. (LED 14 14 1)

ALUMINIUM+TRANSPARENT GLASS  
ALUMINIO+CRISTAL TRANSPARENTE



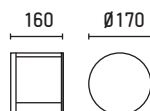


## GRUTA WALL LAMP/APLIQUE

70807  DARK GREY  
GRIS OSCURO

1xE27 MAX 100W NOT INCL. [16466]

DIE CAST ALUMINIUM+TRANSPARENT GLASS  
ALUMINIO INYECTADO+CRISTAL TRANSPARENTE

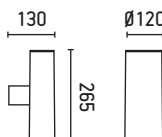


## PISTÓN WALL LAMP/APLIQUE

70808  GREY  
GRIS

2xGU10 MAX 50W NOT INCL. [LED 14 14 1]

DIE CAST ALUMINIUM+TRANSPARENT GLASS  
ALUMINIO INYECTADO+CRISTAL TRANSPARENTE



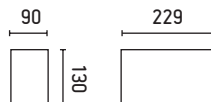
## LATINA WALL LAMP/APLIQUE

70694  DARK GREY  
GRIS OSCURO

1xG24d-3 26W NOT INCL. [15905]

MAGNETIC GEAR INCL.

ALUMINIUM+TRANSLUCENT GLASS  
ALUMINIO+CRISTAL TRANSLÚCIDO





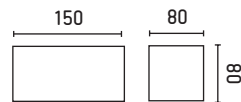


## RUBYK WALL LAMP/APLIQUE

71373  DARK GREY  
GRIS OSCURO

1xG9 MAX 40W NOT INCL. [15615]

DIE CAST ALUMINIUM+OPTICAL GLASS  
ALUMINIO INYECTADO+CRISTAL ÓPTICO



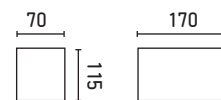
## DIDOT WALL LAMP/APLIQUE

71368  GREY  
GRIS

71369  BLACK  
NEGRO

1xR7s JP78 MAX 100W INCL.

ALUMINIUM+TRANSLUCENT GLASS  
ALUMINIO+CRISTAL TRANSLÚCIDO



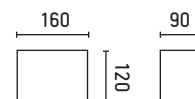
## LACRE WALL LAMP/APLIQUE

70802  DARK GREY  
GRIS OSCURO

70803  GREY  
GRIS

1xE27 MAX 100W NOT INCL. [16592]

DIE CAST ALUMINIUM+TRANSPARENT GLASS  
ALUMINIO INYECTADO+CRISTAL TRANSPARENTE





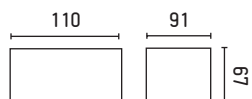
## ION-1 WALL LAMP/APLIQUE

71384

MATT NICKEL  
NÍQUEL MATE

1xGX53 9W NOT INCL. [1404 1]

STAINLESS STEEL+TRANSPARENT GLASS  
ACERO INOXIDABLE+CRISTAL TRANSPARENTE



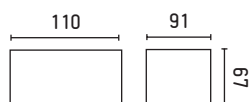
## ION-2 WALL LAMP/APLIQUE

71385

MATT NICKEL  
NÍQUEL MATE

2xGX53 9W NOT INCL. [1404 1]

STAINLESS STEEL+TRANSPARENT GLASS  
ACERO INOXIDABLE+CRISTAL TRANSPARENTE



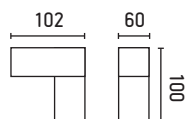
## NUPO WALL LAMP/APLIQUE

70810

DARK GREY  
GRIS OSCURO

1xGU10 11W NOT INCL. [LED 14 14 1]

DIE CAST ALUMINIUM+TRANSPARENT GLASS  
ALUMINIO INYECTADO+CRISTAL TRANSPARENTE





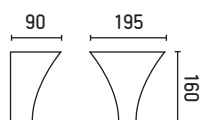
## PAPO WALL LAMP/APLIQUE



72267  DARK GREY  
GRIS OSCURO

LED 4W 4000K 200lm INCL. DRIVER INCL.

ALUMINIUM+TRANSPARENT GLASS  
ALUMINIO+CRISTAL TRANSPARENTE







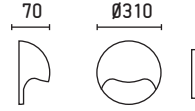
## WILLY WALL LAMP/APLIQUE

PRECIO  
MÁS BAJO

70557  DARK GREY  
GRIS OSCURO

HIGH POWER LED 6W 4000K 250Lm INCL. DRIVER INCL.

DIE CAST ALUMINIUM+TEMPERED GLASS  
ALUMINIO INYECTADO+CRISTAL TEMPLADO

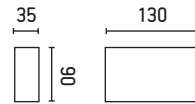


## MARAT-1 WALL LAMP/APLIQUE

70551  DARK GREY  
GRIS OSCURO

HIGH POWER LED 2W 3000K 150Lm INCL. DRIVER INCL.

DIE CAST ALUMINIUM+TRANSPARENT GLASS  
ALUMINIO INYECTADO+CRISTAL TRANSPARENTE

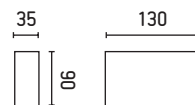



## MARAT-2 WALL LAMP/APLIQUE

70552  DARK GREY  
GRIS OSCURO

HIGH POWER LED 4W 3000K 300Lm INCL. DRIVER INCL.

DIE CAST ALUMINIUM+TRANSPARENT GLASS  
ALUMINIO INYECTADO+CRISTAL TRANSPARENTE







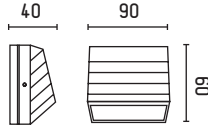
## SENA-1 WALL LAMP/APLIQUE



70511 ■ DARK GREY  
GRIS OSCURO

SMD LED 3W 3000K 100Lm INCL. DRIVER INCL.

DIE CAST ALUMINIUM+PVC  
ALUMINIO INYECTADO+PVC



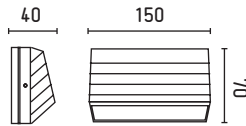
## SENA-2 WALL LAMP/APLIQUE



70512 ■ DARK GREY  
GRIS OSCURO

SMD LED 4W 3000K 150Lm INCL. DRIVER INCL.

DIE CAST ALUMINIUM+PVC  
ALUMINIO INYECTADO+PVC



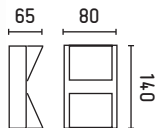
## KAMAL-2 [NEW] WALL LAMP/APLIQUE




70560 ■ DARK GREY  
GRIS OSCURO

HIGH POWER LED 2x1W 3000K 110Lm INCL. DRIVER INCL.

DIE CAST ALUMINIUM+TEMPERED TRANSPARENT GLASS  
ALUMINIO INYECTADO+CRISTAL TEMPLADO TRANSPARENTE







## KAMAL-1 WALL LAMP/APLIQUE



70556  DARK GREY  
GRIS OSCURO

HIGH POWER LED 1W 3000K 50Lm INCL. DRIVER INCL.

DIE CAST ALUMINIUM+TEMPERED GLASS  
ALUMINIO INYECTADO+CRISTAL TEMPLADO



IP44

DRIVER 



110°

1/1





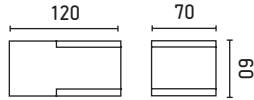
## TESS WALL LAMP/APLIQUE

PRECIO  
MÁS BAJO

70580  DARK GREY  
GRIS OSCURO

COB LED 8W 4000K 310Lm INCL. DRIVER INCL.

ALUMINIUM+OPAL ACRYLIC  
ALUMINIO+ACRÍLICO OPAL

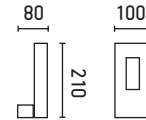


## RABAT WALL LAMP/APLIQUE

70640  DARK GREY  
GRIS OSCURO

HIGH POWER LED 3W 4000K 130Lm INCL. DRIVER INCL.

DIE CAST ALUMINIUM+TEMPERED GLASS  
ALUMINIO INYECTADO+CRISTAL TEMPLADO

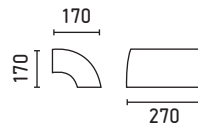


## CAPRI WALL LAMP/APLIQUE

70565  DARK GREY  
GRIS OSCURO

1xE27 15W NOT INCL. [16466]

DIE CAST ALUMINIUM+TEMPERED GLASS  
ALUMINIO INYECTADO+CRISTAL TEMPLADO







## GAUSS WALL LAMP/APLIQUE



70516

DARK GREY  
GRIS OSCURO

PRECIO  
MÁS BAJO

SMD LED 3W 4000K 130Lm INCL. DRIVER INCL.

METAL+TRANSLUCENT POLYCARBONATE  
METAL+POLICARBONATO TRANSLÚCIDO

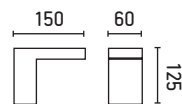


IP44

DRIVER



1/1







## KEENAN WALL LAMP/APLIQUE



70547   NICKEL 12V AC  
NÍQUEL

LED 0.8W 6500K 40Lm INCL.  
MAGNETIC GEAR NOT INCL. [98101050 ELT 50W]  
ALUMINIUM+TRANSPARENT GLASS  
ALUMINIO+CRISTAL TRANSPARENTE



Ø80



## KEENAN-2 WALL LAMP/APLIQUE

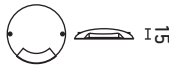


70546   NICKEL 12V AC  
NÍQUEL

LED 0.5W 6500K 20Lm INCL.  
MAGNETIC GEAR NOT INCL. [98101050 ELT 50W]  
ALUMINIUM+TRANSPARENT GLASS  
ALUMINIO+CRISTAL TRANSPARENTE



Ø80



## KEENAN-3 WALL LAMP/APLIQUE



70564   NICKEL 12V AC  
NÍQUEL

LED 1W 6500K 80Lm INCL.  
MAGNETIC GEAR NOT INCL. [98101050 ELT 50W]  
ALUMINIUM+TRANSPARENT GLASS  
ALUMINIO+CRISTAL TRANSPARENTE




Ø80



**T** Exclusive use with ferromagnetic transformer  
 Uso exclusivo transformador ferromagnético  
 Utilisation exclusif avec transformateur ferro magnétique







## BEGI WALL LAMP/APLIQUE

PRECIO  
MÁS BAJO

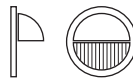
70590  BLACK  
NEGRO

HIGH POWER LED 5W 3000K 500Lm INCL. DRIVER INCL.

ALUMINIUM+TRANSPARENT GLASS  
ALUMINIO+CRISTAL TRANSPARENTE



85    Ø125



## DEVA-2 WALL LAMP/APLIQUE



70523  GREY  
GRIS

LED 1.5W 3000K 32Lm INCL. DRIVER INCL.

DIE CAST ALUMINIUM+TRANSPARENT GLASS  
ALUMINIO INYECTADO+CRISTAL TRANSPARENTE



50    Ø110



## LEVA WALL LAMP/APLIQUE



70892  GREY  
GRIS

SMD LED 2W 4000K 24Lm INCL. DRIVER INCL.

DIE CAST ALUMINIUM+TRANSPARENT GLASS  
ALUMINIO INYECTADO+CRISTAL TRANSPARENTE



50    85







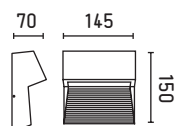
## TORLA WALL LAMP/APLIQUE

PRECIO  
MÁS BAJO

70651  DARK GREY  
GRIS OSCURO

HIGH POWER LED 3W 4 100K 150Lm INCL.  
DRIVER INCL.

DIE CAST ALUMINIUM+TRANSPARENT POLYCARBONATE  
ALUMINIO INYECTADO+POLICARBONATO TRANSPARENTE





## HERM-PIR [NEW] WALL LAMP/APLIQUE



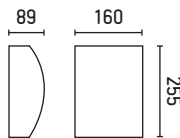
70624 ■ BLACK  
NEGRO

SMD LED 6W 6500K 480Lm INCL. DRIVER INCL.

POLYCARBONATE+OPAL POLYCARBONATE  
POLICARBONATO+POLICARBONATO OPAL



1/1

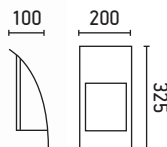


## ERIO [NEW] WALL LAMP/APLIQUE

72270 ■ DARK GREY  
GRIS OSCURO

1xE27 14W NOT INCL. [16466]

ALUMINIUM+OPAL POLYCARBONATE  
ALUMINIO+POLICARBONATO OPAL



Unique position  
Única posición

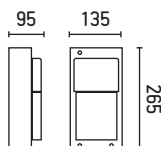


## ADYAR WALL LAMP/APLIQUE

70890 ■ DARK GREY  
GRIS OSCURO

1xE27 MAX 60W NOT INCL. [16593]

DIE CAST ALUMINIUM+OPAL POLYCARBONATE  
ALUMINIO INYECTADO+POLICARBONATO OPAL





## ABRES WALL LAMP/APLIQUE

70688  DARK GREY  
GRIS OSCURO

1xE27 MAX 60W NOT INCL. [16467]

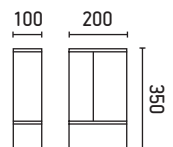
DIE CAST ALUMINIUM+OPAL POLYCARBONATE  
ALUMINIO INYECTADO+POLICARBONATO OPAL



IP44

2x16A-250V

1/1





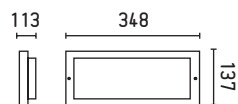


## MOL-1 WALL LAMP/APLIQUE

70720  DARK GREY  
GRIS OSCURO

1xE27 11W NOT INCL. [16620]

DIE CAST ALUMINIUM+OPAL POLYCARBONATE  
ALUMINIO INYECTADO+POLICARBONATO OPAL



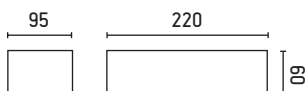
## NELSON WALL LAMP/APLIQUE

70891  DARK GREY  
GRIS OSCURO

1xG24d-1 MAX 13W NOT INCL. [15903]

MAGNETIC GEAR INCL.

DIE CAST ALUMINIUM+TRANSLUCENT GLASS  
ALUMINIO INYECTADO+CRISTAL TRANSLÚCIDO

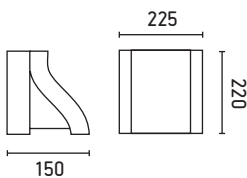



## SUMA WALL LAMP/APLIQUE

70749  DARK GREY  
GRIS OSCURO

2xE27 15W NOT INCL. [16592]

DIE CAST ALUMINIUM+TRANSLUCENT GLASS  
ALUMINIO INYECTADO+CRISTAL TRANSLÚCIDO







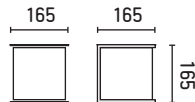
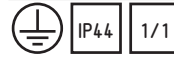
## KUBICK WALL LAMP/APLIQUE

70689  DARK GREY  
GRIS OSCURO

70715  GREY  
GRIS

1xE27 MAX 60W NOT INCL. [16466]

DIE CAST ALUMINIUM+OPAL PVC  
ALUMINIO INYECTADO+PVC OPAL

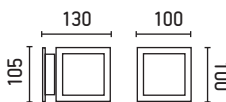


## RIDA WALL LAMP/APLIQUE

71386  MATT NICKEL  
NÍQUEL MATE

1xG9 MAX 25W NOT INCL. [14125]

STEEL+OPAL PVC  
ACERO+PVC OPAL

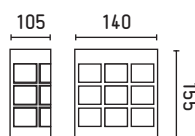


## GRID WALL LAMP/APLIQUE

70717  DARK GREY  
GRIS OSCURO

1xE27 15W NOT INCL. [16592]

ALUMINIUM+TRANSLUCENT GLASS  
ALUMINIO+CRISTAL TRANSLÚCIDO







## MAIPU WALL LAMP/APLIQUE

72027  BLACK  
NEGRO

1xG23 PL 9W INCL. [16592]  
MAGNETIC GEAR INCL.

PVC  
PVC



IP44

EQ Magnetic 



1/4

109

246



50

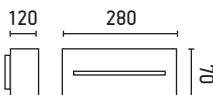


## WEST-1 WALL LAMP/APLIQUE

70888  DARK GREY  
GRIS OSCURO

1xE27 MAX 100W NOT INCL. [16466]

DIE CAST ALUMINIUM+TRANSLUCENT GLASS  
ALUMINIO INYECTADO+CRISTAL TRANSLÚCIDO

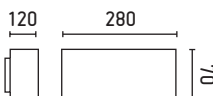


## WEST-2 WALL LAMP/APLIQUE

70899  DARK GREY  
GRIS OSCURO

1xE27 MAX 100W NOT INCL. [16466]

DIE CAST ALUMINIUM+TRANSLUCENT GLASS  
ALUMINIO INYECTADO+CRISTAL TRANSLÚCIDO

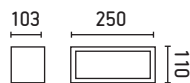


## TEJO WALL LAMP/APLIQUE

70573  DARK GREY  
GRIS OSCURO

1xE27 20W NOT INCL. [16466]

DIE CAST ALUMINIUM+OPAL POLYCARBONATE  
ALUMINIO INYECTADO+POLICARBONATO OPAL




## NATRON WALL LAMP/APLIQUE

70887  DARK GREY  
GRIS OSCURO

1xE27 MAX 100W NOT INCL. [16467]

DIE CAST ALUMINIUM+TRANSLUCENT GLASS  
ALUMINIO INYECTADO+CRISTAL TRANSLÚCIDO





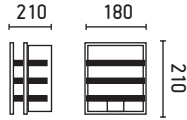
## DELTA-G WALL LAMP/APLIQUE

70700

DARK GREY  
GRIS OSCURO

1xE27 MAX 75W NOT INCL. [16466]

DIE CAST ALUMINIUM+TRANSPARENT PVC  
ALUMINIO INYECTADO+PVC TRANSPARENTE



## BONN-1 WALL LAMP/APLIQUE

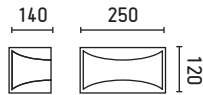
70702

DARK GREY  
GRIS OSCURO

1xG24d-3 26W NOT INCL. [15905]

MAGNETIC GEAR INCL.

DIE CAST ALUMINIUM+TRANSLUCENT PVC  
ALUMINIO INYECTADO+PVC TRANSLÚCIDO



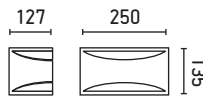
## BONN-2 WALL LAMP/APLIQUE

70697

DARK GREY  
GRIS OSCURO

1xE27 MAX 100W NOT INCL. [16467]

DIE CAST ALUMINIUM+PVC  
ALUMINIO INYECTADO+PVC



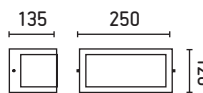
## NEGUS WALL LAMP/APLIQUE

70696

GREY  
GRIS

1xE27 MAX 60W NOT INCL. [16467]

DIE CAST ALUMINIUM+OPAL POLYCARBONATE  
ALUMINIO INYECTADO+POLICARBONATO OPAL





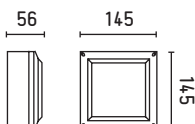


## MOSCO WALL LAMP/APLIQUE

70681  GREY  
GRIS

1xGX53 9W NOT INCL. [1404 1]

DIE CAST ALUMINIUM+OPAL POLYCARBONATE  
ALUMINIO INYECTADO+POLICARBONATO OPAL

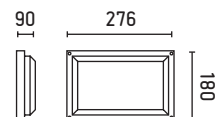


## FENES-1 WALL LAMP/APLIQUE

72004  DARK GREY  
GRIS OSCURO

1xG24 d-3 26W NOT INCL. [15905]

DIE CAST ALUMINIUM+OPAL POLYCARBONATE  
ALUMINIO INYECTADO+POLICARBONATO OPAL



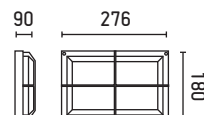
## FENES-2 WALL LAMP/APLIQUE

72005  DARK GREY  
GRIS OSCURO

1xG24 d-3 26W NOT INCL. [15905]

MAGNETIC GEAR INCL.

DIE CAST ALUMINIUM+OPAL POLYCARBONATE  
ALUMINIO INYECTADO+POLICARBONATO OPAL





Ref. 72266

Ref. 72265

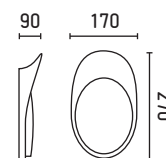
## SOR WALL LAMP/APLIQUE

72265  DARK GREY  
GRIS OSCURO

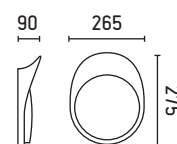
72266  DARK GREY  
GRIS OSCURO

1xE27 11W NOT INCL. [16620]

DIE CAST ALUMINIUM+OPAL POLYCARBONATE  
ALUMINIO INYECTADO+POLICARBONATO OPAL



Ref. 72265



Ref. 72266



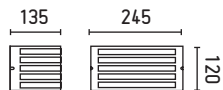
## FEDON WALL LAMP/APLIQUE

70713 ■ BLACK  
NEGRO

70714 ■ MATT NICKEL  
NIQUEL MATE

1xE27 MAX 60W NOT INCL. [16467]

STAINLESS STEEL+OPAL PVC  
ACERO INOXIDABLE+PVC OPAL

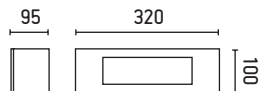


## DORVAL-1 WALL LAMP/APLIQUE

72260 ■ MATT NICKEL  
NIQUEL MATE

1xE27 15W NOT INCL. [16466]

STAINLESS STEEL+OPAL POLYCARBONATE  
ACERO INOXIDABLE+POLICARBONATO OPAL

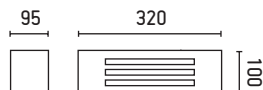
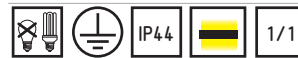


## DORVAL-2 WALL LAMP/APLIQUE

72261 ■ MATT NICKEL  
NIQUEL MATE

1xE27 15W NOT INCL. [16466]

STAINLESS STEEL+OPAL POLYCARBONATE  
ACERO INOXIDABLE+POLICARBONATO OPAL







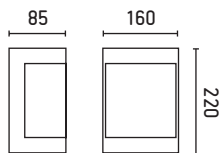


### CELA-1 WALL LAMP/APLIQUE

72280  MATT NICKEL  
NIQUEL MATE

1xE27 15W NOT INCL. [16466]

STAINLESS STEEL+OPAL POLYCARBONATE  
ACERO INOXIDABLE+POLICARBONATO OPAL

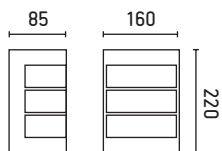


### CELA-2 WALL LAMP/APLIQUE

72281  MATT NICKEL  
NIQUEL MATE

1xE27 15W NOT INCL. [16466]

STAINLESS STEEL+OPAL POLYCARBONATE  
ACERO INOXIDABLE+POLICARBONATO OPAL

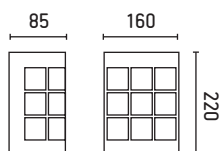


### CELA-3 WALL LAMP/APLIQUE

72282  MATT NICKEL  
NIQUEL MATE

1xE27 15W NOT INCL. [16466]

STAINLESS STEEL+OPAL POLYCARBONATE  
ACERO INOXIDABLE+POLICARBONATO OPAL









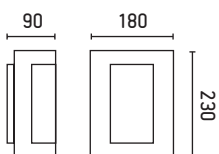


## MAYA-1 WALL LAMP/APLIQUE

72247  MATT NICKEL  
NIQUEL MATE

1xE27 15W NOT INCL. [16466]

STAINLESS STEEL+OPAL POLYCARBONATE  
ACERO INOXIDABLE+POLICARBONATO OPAL

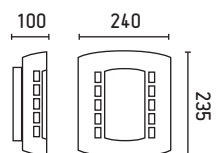


## STEEL-2 WALL LAMP/APLIQUE

72236  MATT NICKEL  
NIQUEL MATE

1xE27 60W NOT INCL. [16466]

STAINLESS STEEL+OPAL POLYCARBONATE  
ACERO INOXIDABLE+POLICARBONATO OPAL

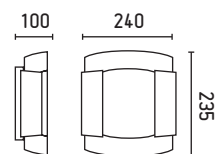


## STEEL-5 WALL LAMP/APLIQUE

72239  MATT NICKEL  
NIQUEL MATE

1xE27 60W NOT INCL. [16466]


STAINLESS STEEL+OPAL POLYCARBONATE  
ACERO INOXIDABLE+POLICARBONATO OPAL





## STEEL-2 WALL LAMP/APLIQUE

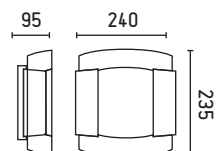
72244



MATT NICKEL+WOOD  
NÍQUEL MATE+MADERA

1xE27 60W NOT INCL. [16466]

STAINLESS STEEL+WOOD+OPAL POLYCARBONATE  
ACERO INOXIDABLE+MADERA+POLICARBONATO OPAL



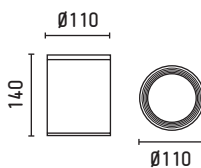
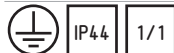


**TASA** CEILING LAMP/PLAFÓN

70806 ■ DARK GREY  
GRIS OSCURO

1xPAR30 MAX 75W NOT INCL.

DIE CAST ALUMINIUM+TEMPERED GLASS  
ALUMINIO INYECTADO+CRISTAL TEMPLADO

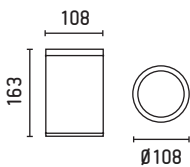


**TASA-2** CEILING LAMP/PLAFÓN

70574 ■ DARK GREY  
GRIS OSCURO

1xE27 15W NOT INCL. [16466]

DIE CAST ALUMINIUM+TEMPERED GLASS  
ALUMINIO INYECTADO+CRISTAL TEMPLADO









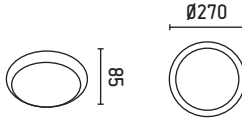
## DAKRON CEILING LAMP/PLAFÓN

70722  WHITE  
BLANCO

1xE27 MAX 40W NOT INCL. [16467]

ABS+OPAL POLYCARBONATE  
ABS+POLICARBONATO OPAL

 IP65 1/1



## DAKYU CEILING LAMP/PLAFÓN

70719  WHITE  
BLANCO

2xE27 40W NOT INCL. [16466]

ABS+OPAL POLYCARBONATE  
ABS+POLICARBONATO OPAL

 IP66 1/1



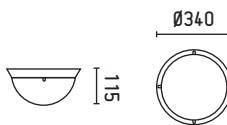
## DAKYU LED-PIR [NEW] CEILING LAMP/PLAFÓN

70723  WHITE  
BLANCO

SMD LED 20W 3000K 1500lm INCL. DRIVER INCL.

ABS+OPAL POLYCARBONATE  
ABS+POLICARBONATO OPAL

 IP65  DRIVER  MOV   120°-8M  10°-4°  PIR 1/1



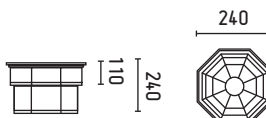
## SETO-P CEILING LAMP/PLAFÓN

71433  RUST  
MARRÓN ÓXIDO

1xE27 MAX 60W NOT INCL. [16592]

DIE CAST ALUMINIUM+TRANSLUCENT GLASS  
ALUMINIO INYECTADO+CRISTAL TRANSLÚCIDO

 IP44 1/4





## YEN WALL LAMP/APLIQUE

70690

GREY  
GRIS

1xE27 MAX 60W NOT INCL. [16467]

DIE CAST ALUMINIUM+OPAL POLYCARBONATE  
ALUMINIO INYECTADO+POLICARBONATO OPAL



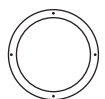
IP54

1/1

86



Ø275





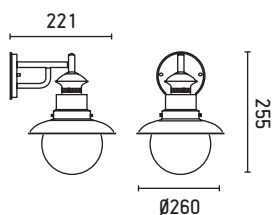


## RUSTIC WALL LAMP/APLIQUE

71147  BROWN  
MARRÓN

1xE27 60W NOT INCL. [16622]

METAL+TRANSPARENT GLASS  
METAL+CRISTAL TRANSPARENTE

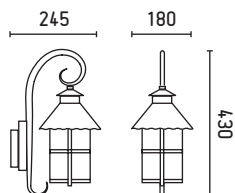
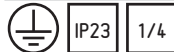


## PATERNA WALL LAMP/APLIQUE

74296  RUST  
MARRÓN ÓXIDO

1xE27 MAX 100W NOT INCL. [16467]

METAL+BUBBLE GLASS  
METAL+CRISTAL BURBUJA

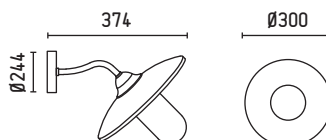


## WALLY-2 WALL LAMP/APLIQUE

74261  RUST  
MARRÓN ÓXIDO

1xE27 15W INCL. [16466]

METAL+TRANSPARENT GLASS  
METAL+CRISTAL TRANSPARENTE





## DRIZA WALL LAMP/APLIQUE

71148

MATT NICKEL  
NÍQUEL MATE

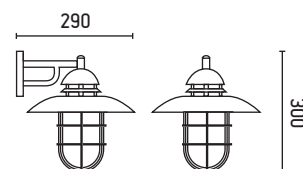
1xE27 MAX 60W NOT INCL. [16620]

STAINLESS STEEL+TRANSPARENT PVC  
ACERO INOXIDABLE+PVC TRANSPARENTE



IP44

1/4





Ref. 71606



Ref. 71601

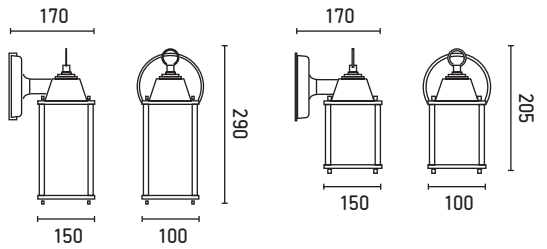
## DADO WALL LAMP/APLIQUE

71601		OLD GOLD ORO ENVEJECIDO	1/4
71605		OLD GOLD ORO ENVEJECIDO	1/12
71606		BROWN MARRÓN	1/12

1xE27 MAX 60W NOT INCL. [16466 INCL.]

METAL+BUBBLE GLASS

METAL+CRISTAL BURBUJA



Ref. 71601

Ref. 71605/71606



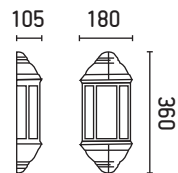
## PARMA 1/2 WALL LAMP/1/2 APLIQUE

73315		BLACK NEGRO
-------	--	----------------

1xE27 MAX 60W NOT INCL. [16466 15W INCL.]

DIE CAST ALUMINIUM+TRANSPARENT POLYCARBONATE

ALUMINIO INYECTADO+POLICARBONATO TRANSPARENTE



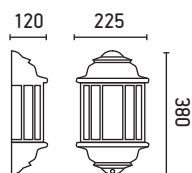
## ORLY 1/2 WALL LAMP/1/2 APLIQUE

71420		WHITE BLANCO
-------	--	-----------------

2xE27 MAX 60W NOT INCL. [16466 15W INCL.]

ALUMINIUM+BUBBLE GLASS

ALUMINIO+CRISTAL BURBUJA







**ARGOT** 1/2 WALL LAMP/1/2 APLIQUE

71424

RUST  
MARRÓN ÓXIDO

1xE27 MAX 100W NOT INCL. [16467]

STEEL+BUBBLE GLASS  
ACERO+CRISTAL BURBUJA



IP44

1/1

130



382

234



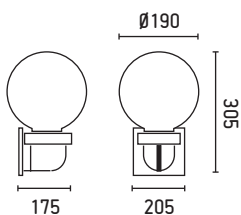
## SPOT WALL LAMP/APLIQUE

72025  BLACK  
NEGRO

1xE27 MAX 40W NOT INCL. [16622]

PVC

PVC



## MENTA WALL LAMP/APLIQUE

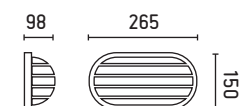
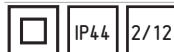
72080  WHITE  
BLANCO

72081  BLACK  
NEGRO

1xE27 MAX 60W NOT INCL. [16620]

ABS+PVC

ABS+PVC



## MIRTO WALL LAMP/APLIQUE

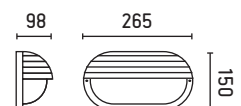
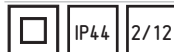
72070  WHITE  
BLANCO

72071  BLACK  
NEGRO

1xE27 MAX 60W NOT INCL. [16620]

PVC

PVC







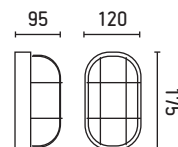
## ÓVALO WALL LAMP/APLIQUE

71000  WHITE  
BLANCO

71001  BLACK  
NEGRO

1x E27 MAX 60W NOT INCL. [16592]

HEAT-RESISTANT ABS+TRANSLUCENT GLASS  
ABS TERMORESISTENTE+CRISTAL TRANSLÚCIDO





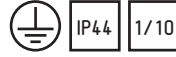


## TERRA-P WALL LAMP/APLIQUE

71554  BLACK  
NEGRO

1xE27 MAX 60W NOT INCL. [16466]

DIE CAST ALUMINIUM+OPAL GLASS  
ALUMINIO INYECTADO+CRISTAL OPAL



## TERRA-G WALL LAMP/APLIQUE

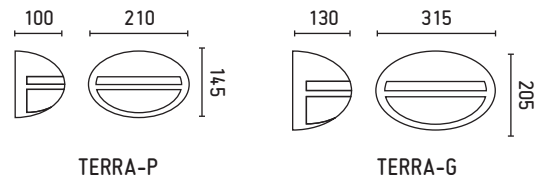

71550  WHITE  
BLANCO

71551  BLACK  
NEGRO

71552  GREY  
GRIS

1xE27 MAX 100W NOT INCL. [16466]

DIE CAST ALUMINIUM+OPAL GLASS  
ALUMINIO INYECTADO+CRISTAL OPAL



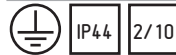
## DERBY-P WALL LAMP/APLIQUE

72000  WHITE  
BLANCO

72001  BLACK  
NEGRO

1xE27 MAX 60W NOT INCL. [16592]

DIE CAST ALUMINIUM+TRANSLUCENT GLASS  
ALUMINIO INYECTADO+CRISTAL TRANSLÚCIDO

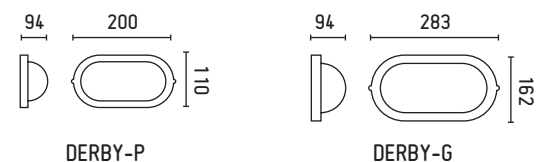
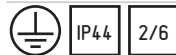


## DERBY-G WALL LAMP/APLIQUE

72002  WHITE  
BLANCO

1xE27 MAX 100W NOT INCL. [16466]

DIE CAST ALUMINIUM+TRANSLUCENT GLASS  
ALUMINIO INYECTADO+CRISTAL TRANSLÚCIDO





**CRIPTA** WALL LAMP/APLIQUE


71002  WHITE  
BLANCO

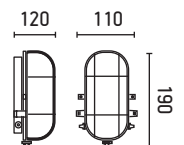
71003  BLACK  
NEGRO

71004  GREY  
GRIS

1xE27 MAX 60W NOT INCL. [16466]

PVC+METAL+TRANSLUCENT GLASS  
PVC+METAL+CRISTAL TRANSLÚCIDO

 IP44 1/12





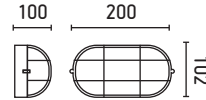
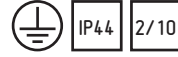
## ESTAY-P WALL LAMP/APLIQUE

72010  WHITE  
BLANCO

72011  BLACK  
NEGRO

1xE27 MAX 60W NOT INCL. [16592]

DIE CAST ALUMINIUM+TRANSLUCENT GLASS  
ALUMINIO INYECTADO+CRISTAL TRANSLÚCIDO



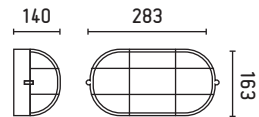
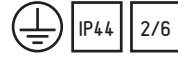
## ESTAY-G WALL LAMP/APLIQUE

72012  WHITE  
BLANCO

72013  BLACK  
NEGRO

1xE27 MAX 100W NOT INCL. [16592]

DIE CAST ALUMINIUM+TRANSLUCENT GLASS  
ALUMINIO INYECTADO+CRISTAL TRANSLÚCIDO



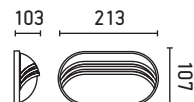
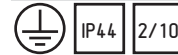
## NONO-P WALL LAMP/APLIQUE

71270  WHITE  
BLANCO

71271  BLACK  
NEGRO

1xE27 MAX 60W NOT INCL. [16592]

DIE CAST ALUMINIUM+TRANSLUCENT GLASS  
ALUMINIO INYECTADO+CRISTAL TRANSLÚCIDO







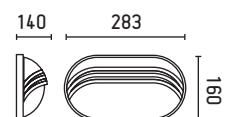
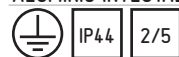
## NONO-G WALL LAMP/APLIQUE

71260  WHITE  
BLANCO

71261  BLACK  
NEGRO

1xE27 MAX 100W NOT INCL. [16466]

DIE CAST ALUMINIUM+TRANSLUCENT GLASS  
ALUMINIO INYECTADO+CRISTAL TRANSLÚCIDO





### ASKOT-P WALL LAMP/APLIQUE

72020  WHITE  
BLANCO

1xE27 MAX 100W NOT INCL. [16592]

DIE CAST ALUMINIUM+TRANSLUCENT GLASS  
ALUMINIO INYECTADO+CRISTAL TRANSLÚCIDO

IP44 2/10

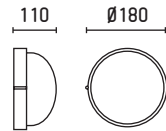
### ASKOT-G WALL LAMP/APLIQUE

72022  WHITE  
BLANCO

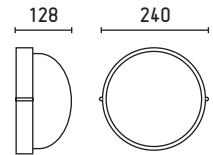
1xE27 MAX 100W NOT INCL. [16466]

DIE CAST ALUMINIUM+TRANSLUCENT GLASS  
ALUMINIO INYECTADO+CRISTAL TRANSLÚCIDO

IP44 2/10



ASKOT-P



ASKOT-G



### AMURA-P WALL LAMP/APLIQUE

72030  WHITE  
BLANCO

72031  BLACK  
NEGRO

1xE27 MAX 60W NOT INCL. [16592]

DIE CAST ALUMINIUM+TRANSLUCENT GLASS  
ALUMINIO INYECTADO+CRISTAL TRANSLÚCIDO

IP44 2/10

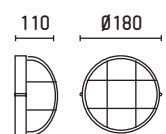
### AMURA-G WALL LAMP/APLIQUE

72032  WHITE  
BLANCO

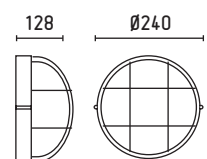
1xE27 MAX 100W NOT INCL. [16466]

DIE CAST ALUMINIUM+TRANSLUCENT GLASS  
ALUMINIO INYECTADO+CRISTAL TRANSLÚCIDO

IP44 2/6



AMURA-P



AMURA-G





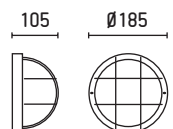
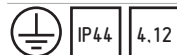
## RONDO WALL LAMP/APLIQUE

71010B  WHITE  
BLANCO

71011N  BLACK  
NEGRO

1xE27 MAX 60W NOT INCL. [16592]

HEAT-RESISTANT ABS+TRANSLUCENT GLASS  
ABS TERMORESISTENTE+CRISTAL TRANSLÚCIDO







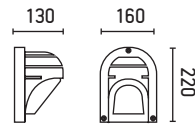
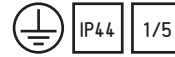
**LIPO** WALL LAMP/APLIQUE

71400  WHITE  
BLANCO

71401  BLACK  
NEGRO

1xE27 MAX 60W NOT INCL. [16592]

DIE CAST ALUMINIUM+TRANSLUCENT GLASS  
ALUMINIO INYECTADO+CRISTAL TRANSLÚCIDO



**RADIO-P** WALL LAMP/APLIQUE

71503  WHITE  
BLANCO

71505  GREY  
GRIS

1xE27 MAX 60W NOT INCL. [16592]

DIE CAST ALUMINIUM+OPAL GLASS  
ALUMINIO INYECTADO+CRISTAL OPAL



**RADIO-G** WALL LAMP/APLIQUE

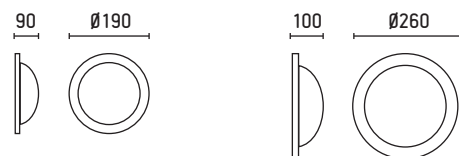
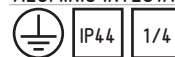
71500  WHITE  
BLANCO

71501  BLACK  
NEGRO

71502  GREY  
GRIS

1xE27 MAX 100W NOT INCL. [16466]

DIE CAST ALUMINIUM+OPAL GLASS  
ALUMINIO INYECTADO+CRISTAL OPAL



RADIO-P

RADIO-G



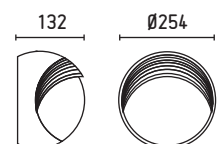
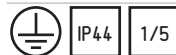
## HEPTA WALL LAMP/APLIQUE

71240  WHITE  
BLANCO

71241  BLACK  
NEGRO

1x E27 MAX 100W NOT INCL. [16466]

DIE CAST ALUMINIUM+TRANSLUCENT GLASS  
ALUMINIO INYECTADO+CRISTAL TRANSLÚCIDO







<b>ARAL</b>	200
<b>CARTER</b>	192
<b>CITRUS</b>	186
[NEW] <b>CROSBY</b>	196
[NEW] <b>CURTIS</b>	198
[NEW] <b>EDEL</b>	200
<b>ESCA</b>	191
<b>FILTER</b>	184
<b>INDI</b>	188
<b>KUIPER</b>	202
<b>LANDAI</b>	189
<b>LED-13</b>	202
<b>LED-15</b>	203
<b>LED-16</b>	202
<b>LED-18</b>	194
<b>LED-19</b>	205
<b>LIO</b>	204
<b>LISO</b>	190
<b>METRIC</b>	184
[NEW] <b>MINI-CARTER</b>	192
<b>MINI-CONTRA</b>	190
<b>MINI-GEO</b>	190
[NEW] <b>MINI-RACING</b>	193
<b>MYSORE</b>	207
<b>NYASA</b>	201
<b>RACING</b>	192
<b>STORE</b>	184
<b>SULA</b>	188
<b>TECNO-1</b>	204
<b>TECNO-3</b>	206
<b>TECNO-6</b>	204
<b>TECNO-7</b>	206
<b>TECNO-8</b>	206

## R E C E S S E D

E M P O T R A B L E S / E N C A S T R A B L E S

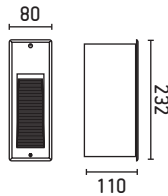



## METRIC RECESSED/EMPOTRABLE

71375  GREY  
GRIS

1xG9 28W NOT INCL. [15615] [LED 14 125]

DIE CAST ALUMINIUM+TRANSPARENT GLASS  
ALUMINIO INYECTADO+CRISTAL TRANSPARENTE



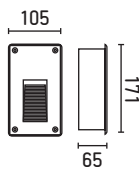
## FILTER RECESSED/EMPOTRABLE



70460  GREY  
GRIS

LED 2W 6000K 75Lm INCL. DRIVER INCL.

PVC+DIE CAST ALUMINIUM+TEMPERED GLASS  
PVC+ALUMINIO INYECTADO+CRISTAL TEMPLADO



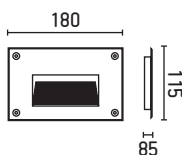
## STORE RECESSED/EMPOTRABLE



70461  GREY  
GRIS

LED 2W 5750-6250K 82Lm INCL. DRIVER INCL.

PVC+DIE CAST ALUMINIUM+TEMPERED GLASS  
PVC+ALUMINIO INYECTADO+CRISTAL TEMPLADO









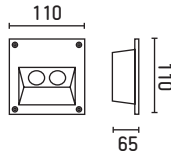
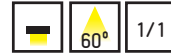
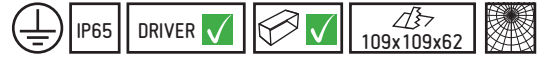
## CITRUS-2 RECESSED/EMPOTRABLE



70561 ■ DARK GREY  
GRIS OSCURO

HIGH POWER LED 3W 4000K 120Lm INCL. DRIVER INCL.

DIE CAST ALUMINIUM+TEMPERED GLASS  
ALUMINIO INYECTADO+CRISTAL TEMPLADO



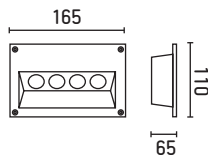

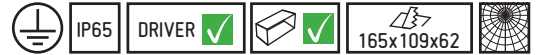
## CITRUS-4 RECESSED/EMPOTRABLE



70562 ■ DARK GREY  
GRIS OSCURO

HIGH POWER LED 4W 4000K 240Lm INCL. DRIVER INCL.

DIE CAST ALUMINIUM+TEMPERED GLASS  
ALUMINIO INYECTADO+CRISTAL TEMPLADO



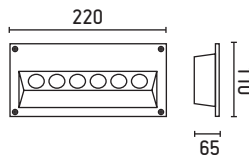
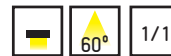
## CITRUS-6 RECESSED/EMPOTRABLE



70563 ■ DARK GREY  
GRIS OSCURO

HIGH POWER LED 6W 4000K 360Lm INCL. DRIVER INCL.

DIE CAST ALUMINIUM+TEMPERED GLASS  
ALUMINIO INYECTADO+CRISTAL TEMPLADO







**INDI-1** RECESSED/EMPOTRABLE

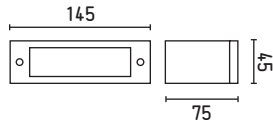


70632  DARK GREY  
GRIS OSCURO

LED 2W 6500K 48Lm INCL. DRIVER INCL.

DIE CAST ALUMINIUM+TRANSPARENT PVC  
ALUMINIO INYECTADO+PVC TRANSPARENTE

	IP54		DRIVER		145x45x70		1/2
--	------	--	--------	--	-----------	--	-----



**INDI-2** RECESSED/EMPOTRABLE

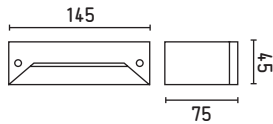


70633  DARK GREY  
GRIS OSCURO

LED 1W 6500K 48Lm INCL. DRIVER INCL.

DIE CAST ALUMINIUM+TRANSPARENT PVC  
ALUMINIO INYECTADO+PVC TRANSPARENTE

	IP54		DRIVER		145x45x70		1/2
--	------	--	--------	--	-----------	--	-----



**SULA** RECESSED/EMPOTRABLE



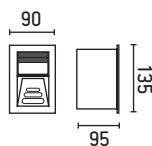
70401  DARK GREY  
GRIS OSCURO

SMD LED 1W 4000K 30Lm INCL. DRIVER INCL.

DIE CAST ALUMINIUM+TRANSPARENT POLYCARBONATE  
ALUMINIO INYECTADO+POLICARBONATO TRANSPARENTE

	IP65		DRIVER		142x97x92		
--	------	--	--------	--	-----------	--	--

	120°		1/1
--	------	--	-----







## LANDAI RECESSED/EMPOTRABLE



70400  DARK GREY  
GRIS OSCURO

SMD LED 1W 4000K 30Lm INCL. DRIVER INCL.

ALUMINIUM+TRANSPARENT POLYCARBONATE  
ALUMINIO+POLICARBONATO TRANSPARENTE



IP65

DRIVER

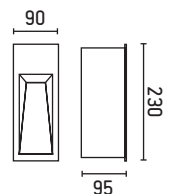


237x97x92



120°

1/1





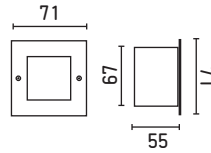
## MINI-CONTRA RECESSED/EMPOTRABLE



70600  MATT NICKEL  
NIQUEL MATE

LED 0.5W 8000K 30Lm INCL. DRIVER INCL.

STAINLESS STEEL+TRANSLUCENT GLASS+PVC  
ACERO INOXIDABLE+CRISTAL TRANSLÚCIDO+PVC



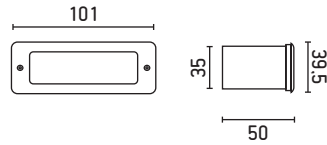
## MINI-GEO RECESSED/EMPOTRABLE



70602  MATT NICKEL  
NIQUEL MATE

LED 0.7W 8000K 40Lm INCL. DRIVER INCL.

STAINLESS STEEL+TRANSLUCENT GLASS+PVC  
ACERO INOXIDABLE+CRISTAL TRANSLÚCIDO+PVC



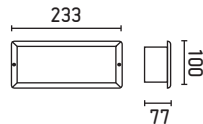
## LISO

71490  WHITE  
BLANCO

71491  BLACK  
NEGRO

1x E27 MAX 40W NOT INCL. [16620]

DIE CAST ALUMINIUM+TRANSLUCENT POLYCARBONATE  
ALUMINIO INYECTADO+POLICARBONATO TRANSLÚCIDO

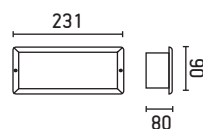


### Recessed box for LISO and ESCA

Caja de empotrar para LISO y ESCA ✗

71482  DARK GREY  
GRIS OSCURO

PVC  
PVC







**ESCA** RECESSED/EMPOTRABLE

71480  WHITE  
BLANCO

71481  BLACK  
NEGRO

1x E27 MAX 40W NOT INCL. [16620]

METAL+TRANSLUCENT GLASS

METAL+CRISTAL TRANSLÚCIDO



IP44

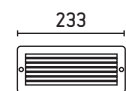
 230x89



71482



2/8







## MINI CARTER [NEW] RECESSED/EMPOTRABLE

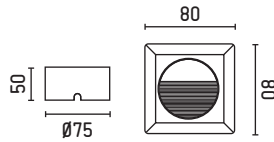


70402

DARK GREY  
GRIS OSCURO

SMD LED 1.2W 4000K 30Lm INCL. DRIVER INCL.

DIE CAST ALUMINIUM+TRANSPARENT PVC  
ALUMINIO INYECTADO+PVC TRANSPARENTE



## CARTER

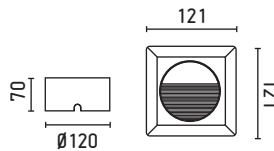


70607

GREY  
GRIS

SMD LED 1.4W 4000K 60Lm INCL. DRIVER INCL.

DIE CAST ALUMINIUM+TRANSPARENT PVC  
ALUMINIO INYECTADO+PVC TRANSPARENTE



## RACING

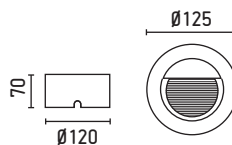


70606

GREY  
GRIS

SMD LED 1.4W 4000K 60Lm INCL. DRIVER INCL.

DIE CAST ALUMINIUM+TRANSPARENT PVC  
ALUMINIO INYECTADO+PVC TRANSPARENTE





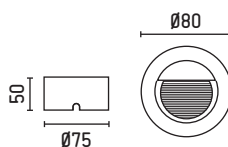
## MINI RACING [NEW] RECESSED/EMPOTRABLE



70403 ■ DARK GREY  
GRIS OSCURO

SMD LED 1,2W 4000K 30Lm INCL. DRIVER INCL.

DIE CAST ALUMINIUM+TRANSPARENT GLASS  
ALUMINIO INYECTADO+CRISTAL TRANSPARENTE





**Lighting**  
Iluminación  
Eclairage



**Signaling**  
Señalización  
Signalisation

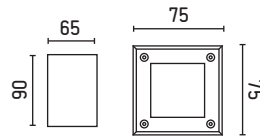
## LED-18 RECESSED/EMPOTRABLE



71497	MATT NICKEL NIQUEL MATE	6000K
71499	MATT NICKEL NIQUEL MATE	3000K

HIGH POWER LED 3W 160Lm INCL. DRIVER INCL.

STEEL+DIE CAST ALUMINIUM+TRANSPARENT GLASS+  
POLYCARBONATE  
ACERO+ALUMINIO INYECTADO+CRISTAL TRANSPARENTE+  
POLICARBONATO



**Lighting**  
Iluminación  
Eclairage



**Signaling**  
Señalización  
Signalisation

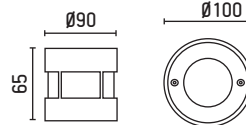
## LED-18 RECESSED/EMPOTRABLE



71496	MATT NICKEL NIQUEL MATE	6000K
71498	MATT NICKEL NIQUEL MATE	3000K


HIGH POWER LED 3W 160Lm INCL. DRIVER INCL.

STEEL+DIE CAST ALUMINIUM+TRANSPARENT GLASS+  
POLYCARBONATE  
ACERO+ALUMINIO INYECTADO+CRISTAL TRANSPARENTE+  
POLICARBONATO





**Very important: see drainage specifications for recesseds, pag. 296**  
Consulte las especificaciones de drenaje para empotrables de suelo, pág. 296  
Très important: voir spécifications pour le drainage de l'encastrables, pag. 296







**CROSBY [NEW]** 120-240V 



- 70458N  MATT NICKEL  
NÍQUEL MATE 5760-6250K 85Lm
- 70459N  MATT NICKEL  
NÍQUEL MATE 2750-3250K 77Lm

HIGH POWER LED 2W INCL. DRIVER INCL.

STAINLESS STEEL 304+DIE CAST ALUMINIUM+TEMPERED GLASS+ABS  
ACERO INOXIDABLE 304+ALUMINIO INYECTADO+CRISTAL  
TEMPLADO+ABS

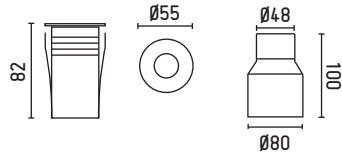


**CROSBY [NEW]** 24V 

- 70452  MATT NICKEL  
NÍQUEL MATE 5760-6250K 85Lm
- 70453  MATT NICKEL  
NÍQUEL MATE 2700-3250K 77Lm

LED 3W INCL. DRIVER 24V NOT INCL. [46067]

STAINLESS STEEL 304+DIE CAST ALUMINIUM+TEMPERED GLASS+ABS  
ACERO INOXIDABLE 304+ALUMINIO INYECTADO+CRISTAL  
TEMPLADO+ABS

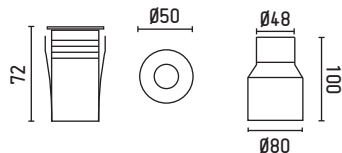


**CROSBY-1** 220-240V 

- 70458  MATT NICKEL  
NÍQUEL MATE 6000K


HIGH POWER LED 1W 15Lm INCL. DRIVER INCL.

STAINLESS STEEL 316+DIE CAST ALUMINIUM+TEMPERED GLASS+ABS  
ACERO INOXIDABLE 316+ALUMINIO INYECTADO+CRISTAL  
TEMPLADO+ABS



**Very important: see drainage specifications for recesseds. pag. 296**  
 Consulte las especificaciones de drenaje para empotrables de suelo. pág. 296  
 Très important: voir spécifications pour le drainage de l'encastables. pag. 296









**CURTIS** [NEW] 100-240V

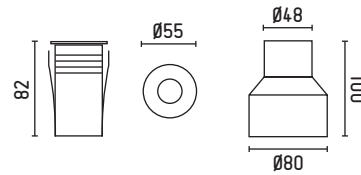


70462N MATT NICKEL NIQUEL MATE 2750-3250K

HIGH POWER LED 2W INCL. 77Lm DRIVER INCL.

STAINLESS STEEL 316+ALUMINIUM+TEMPERED GLASS+ABS  
ACERO INOXIDABLE 316+ALUMINIO+CRISTAL TEMPLADO+ABS

	IP67	DRIVER				IK08		1/1
--	------	--------	--	--	--	------	--	-----



**CURTIS** [NEW] 120-240V

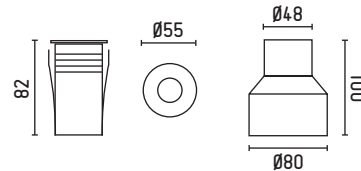


70463N MATT NICKEL NIQUEL MATE 5750-6250K


HIGH POWER LED 2W INCL. 77Lm DRIVER INCL.

STAINLESS STEEL 316+ALUMINIUM+TEMPERED GLASS+ABS  
ACERO INOXIDABLE 316+ALUMINIO+CRISTAL TEMPLADO+ABS

	IP67	DRIVER				IK08		1/1
--	------	--------	--	--	--	------	--	-----



**Very important: see drainage specifications for recesseds, pag. 296**  
 Consulte las especificaciones de drenaje para empotrables de suelo, pág. 296  
 Très important: voir spécifications pour le drainage de l'encastrables, pag. 296





**EDEL** [NEW] RECESSED/EMPOTRABLE

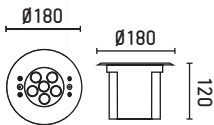


70455 MATT NICKEL  
NÍQUEL MATE 4000K / 900Lm

70456 MATT NICKEL  
NÍQUEL MATE RGB  
RGB

HIGH POWER LED 18W DRIVER 24V 20W NOT INCL. [46067]

STAINLESS STEEL 316+TRANSPARENT GLASS+PVC  
ACERO INOXIDABLE 316+CRISTAL TRANSPARENTE+PVC



**Very important: To be used only underwater**  
Importante: Uso exclusivo sólo bajo el agua

**RGB accessories**

Accesorios RGB

Fuente de alimentación  
46067 24V 20W

Controlador  
LED RGB  
70472 MASTER 24V 72W

Control remoto  
IR RGB  
70474

Receptor  
IR RGB  
70475

Controlador  
LED RGB  
70476 SLAVE 24V 72W



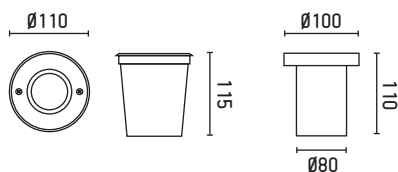
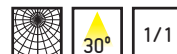
**NYASA** RECESSED/EMPOTRABLE




70465 MATT NICKEL  
NÍQUEL MATE

HIGH POWER LED 5W 4000K 150Lm INCL. DRIVER INCL.

STAINLESS STEEL 316+DIE CAST ALUMINIUM+TEMPERED GLASS+ABS  
ACERO INOXIDABLE 316+ALUMINIO INYECTADO+CRISTAL TEMPLADO+ABS







## ARAL RECESSED/EMPOTRABLE



70466 MATT NICKEL  
NIQUEL MATE

HIGH POWER LED 4W 4000K 120Lm INCL.

DRIVER 24 VDC NOT INCL. [46067]

STAINLESS STEEL 316+TEMPERED GLASS+ABS

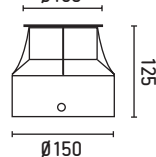
ACERO INOXIDABLE 316+CRISTAL TEMPLADO+ABS



Ø120



Ø105



125

Ø150



**Very important: To be used only underwater**  
Importante: Uso exclusivo sólo bajo el agua



**Very important: see drainage specifications for recesseds, pag. 296**  
Consulte las especificaciones de drenaje para empotrables de suelo, pag. 296  
Très important: voir spécifications pour le drainage de l'encastrables, pag. 296



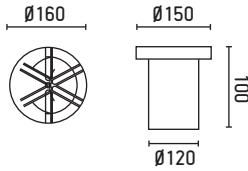
## KUIPER RECESSED/EMPOTRABLE



70548 GREY  
GRIS

LED 4W 6500K 55Lm INCL. DRIVER INCL.

STAINLESS STEEL+PVC+TEMPERED GLASS  
ACERO INOXIDABLE+PVC+CRISTAL TEMPLADO



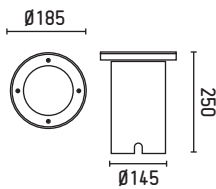
## LED-13 RECESSED/EMPOTRABLE



70542 MATT NICKEL  
NÍQUEL MATE

LED 5W 6500K 67Lm INCL. DRIVER INCL.

STAINLESS STEEL+PVC+TRANSPARENT GLASS  
ACERO INOXIDABLE+PVC+CRISTAL TRANSPARENTE



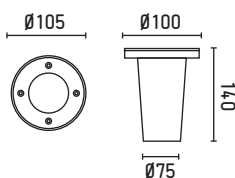
## LED-16 RECESSED/EMPOTRABLE



70545 MATT NICKEL  
NÍQUEL MATE

LED 2W 6500K 30Lm INCL. DRIVER INCL.

STAINLESS STEEL+PVC+TRANSPARENT GLASS  
ACERO INOXIDABLE+PVC+CRISTAL TRANSPARENTE



Very important: see drainage specifications for recesseds. pag. 296  
Consulte las especificaciones de drenaje para empotrables de suelo. pág. 296  
Très important: voir spécifications pour le drainage de l'encastrables. pag. 296





## LED-15 RECESSED/EMPOTRABLE



70544  GREY  
GRIS

LED 4W 6000K 10Lm INCL. DRIVER INCL.

DIE CAST ALUMINIUM  
ALUMINIO INYECTADO



IP67

DRIVER



Ø150



125



Ø105



Very important: see drainage specifications for recesseds. pag. 296  
Consulte las especificaciones de drenaje para empotrables de suelo. pág. 296  
Très important: voir spécifications pour le drainage de l'encastables. pag. 296





Ref. 71488



Ref. 71489



## TECNO-6 BAJO CONSUMO RECESSED/EMPOTRABLE

71488  MATT NICKEL  
NÍQUEL MATE

1xGU10 MAX 11W NOT INCL. [14030]

STAINLESS STEEL+TRANSPARENT GLASS  
ACERO INOXIDABLE+CRISTAL TRANSPARENTE

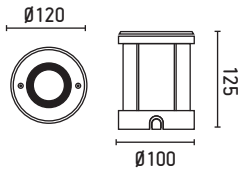


## TECNO-6 HALOGEN RECESSED/EMPOTRABLE

71489  MATT NICKEL  
NÍQUEL MATE

1xGU10 MAX 50W NOT INCL. [LED 14 14 1]

STAINLESS STEEL+TRANSPARENT GLASS  
ACERO INOXIDABLE+CRISTAL TRANSPARENTE

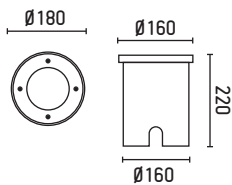


## TECNO-1 RECESSED/EMPOTRABLE

71483  MATT NICKEL  
NÍQUEL MATE

1xE27 MAX 60W NOT INCL. [16466]

STAINLESS STEEL+DIE CAST ALUMINIUM+TRANSPARENT GLASS  
ACERO INOXIDABLE+ALUMINIO INYECTADO+CRISTAL TRANSPARENTE

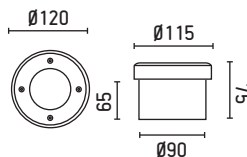


## LIO RECESSED/EMPOTRABLE

71495  MATT NICKEL  
NÍQUEL MATE

1xGX53 9W 4000K 330lm INCL.

STAINLESS STEEL+TRANSPARENT GLASS  
ACERO INOXIDABLE+CRISTAL TRANSPARENTE



Very important: see drainage specifications for recesseds, pag. 296

Consulte las especificaciones de drenaje para empotrables de suelo, pág. 296

Très important: voir spécifications pour le drainage de l'encastrables, pag. 296



**Very important: see drainage specifications for recesseds. pag. 296**  
 Consulte las especificaciones de drenaje para empotrables de suelo, pág. 296  
 Très important: voir spécifications pour le drainage de l'encastables, pag. 296

## LED-19



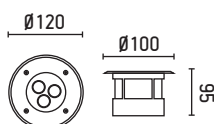
70596  MATT NICKEL  
 NÍQUEL MATE

LED 3W 3000K 210Lm INCL. DRIVER INCL.

70597  MATT NICKEL  
 NÍQUEL MATE

LED 3W 6000K 270Lm INCL. DRIVER INCL.

DIE CAST ALUMINIUM+PVC+TRANSPARENT GLASS  
 ALUMINIO INYECTADO+PVC+CRISTAL TRANSPARENTE



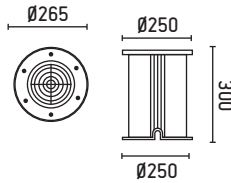




## TECNO-7 RECESSED/EMPOTRABLE

71492  MATT NICKEL  
NÍQUEL MATE

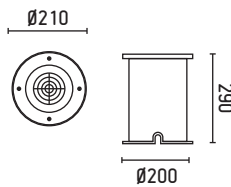
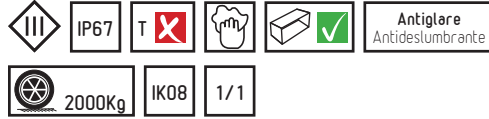
1xG12 HQI 35/70/150W NOT INCL.  
TRANSFORMER NOT INCL. [984 11035ST / 984 11150 / 984 11070ST]  
STAINLESS STEEL+DIE CAST ALUMINIUM+TRANSPARENT GLASS  
ACERO INOXIDABLE+ALUMINO INYECTADO+CRISTAL TRANSPARENTE



## TECNO-8 RECESSED/EMPOTRABLE

71506  MATT NICKEL  
NÍQUEL MATE

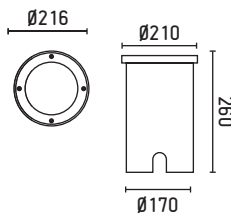
1xQR111 MAX 50W NOT INCL. TRANSFORMER NOT INCL.  
POLYCARBONATE+STAINLESS STEEL+DIE CAST ALUMINIUM+  
TRANSPARENT GLASS  
POLICARBONATO+ACERO INOXIDABLE+ALUMINO INYECTADO+  
CRISTAL TRANSPARENTE



## TECNO-3 RECESSED/EMPOTRABLE

71485  MATT NICKEL  
NÍQUEL MATE

1xRX7S HQI 70W NOT INCL. GEAR VOSSLOH-SCHWABE INCL.  
STAINLESS STEEL+DIE CAST ALUMINIUM+TRANSPARENT GLASS  
ACERO INOXIDABLE+ALUMINO INYECTADO+CRISTAL TRANSPARENTE



**Very important: see drainage specifications for recesseds, pag. 296**  
Consulte las especificaciones de drenaje para empotrables de suelo, pág. 296  
Très important: voir spécifications pour le drainage de l'encastrables, pag. 296



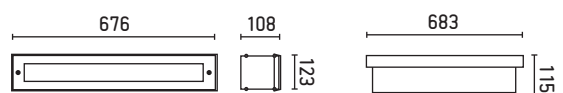


**MYSORE** RECESSED/EMPOTRABLE

71476  MATT NICKEL  
NÍQUEL MATE

1xT5 G5 24W NOT INCL. GEAR INCL.

DIE CAST ALUMINIUM+STAINLESS STEEL+TRANSPARENT GLASS  
ALUMINIO INYECTADO+ACERO INOXIDABLE+CRISTAL TRANSPARENTE






<b>APOLO</b>	226
<b>[NEW] ARAN</b>	214
<b>BAIKAL</b>	216
<b>CEDRO</b>	222
<b>CEDRO-PIR</b>	222
<b>EGEO</b>	216
<b>HOKI</b>	228
<b>KONIC</b>	220
<b>LUXSTAR-1</b>	214
<b>MADOL</b>	223
<b>MADOL-PIR</b>	222
<b>MIKRO</b>	225
<b>MIKRO-PIR</b>	224
<b>MURAL</b>	227
<b>NAVA</b>	218
<b>OLMO</b>	226
<b>ONDA</b>	229
<b>ONDA-RGB</b>	229
<b>PACTO-4</b>	227
<b>PARK</b>	212
<b>POLA</b>	220
<b>PRIMO</b>	220
<b>PROJECT</b>	210
<b>SANSÓN-1</b>	226
<b>SIL</b>	216
<b>[NEW] TOBA</b>	218
<b>ZENIT</b>	224
<b>ZENIT-PIR</b>	224

**P R O J E C T O R S**  
P R O Y E C T O R E S / P R O J E C T E U R S





# PROJECT BY MANEL LLUSCÀ

MADE IN CAST ALUMINUM AND AVAILABLE IN TWO SIZES AND DIFFERENT FINISHES. IT IS SWIVEL BOTH VERTICALLY AND HORIZONTALLY.

REALIZADO EN ALUMINIO INYECTADO Y DISPONIBLE EN DOS TAMAÑOS Y ACABADOS DISTINTOS. ES TOTALMENTE ORIENTABLE. TANTO VERTICAL COMO HORIZONTALMENTE.

MODÈLES DISPONIBLES EN DIVERSES DIMENSIONS ET COULEURS. VOUS POUVEZ L'ORIENTER COMME VOUS LE SOUHAITEZ. AUSSI BIEN HORIZONTALMENT QU'VERTICALEMENT.

<<Índice/index



## PROJECTOR/PROYECTOR

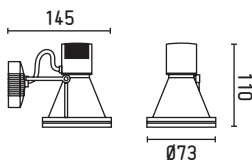
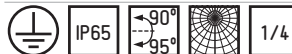


71383  GREY  
GRIS

71390  DARK GREY  
GRIS OSCURO

1xGU10 MAX 50W NOT INCL. [LED 14 14 1]

DIE CAST ALUMINIUM+TRANSPARENT GLASS  
ALUMINIO INYECTADO+CRISTAL TRANSPARENTE



## PROJECTOR/PROYECTOR

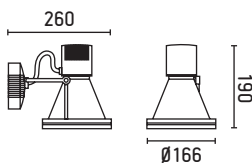
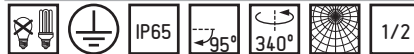


71382  GREY  
GRIS

71389  DARK GREY  
GRIS OSCURO

1xE27 PAR 38 20W NOT INCL. [LED 14 14 9]

DIE CAST ALUMINIUM+TRANSPARENT GLASS  
ALUMINIO INYECTADO+CRISTAL TRANSPARENTE







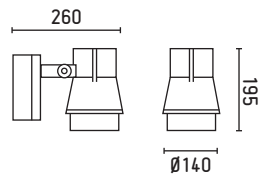
## PARK-1 PROJECTOR/PROYECTOR



71391 ■ DARK GREY  
GRIS OSCURO

1xG12 HQI MAX 35W NOT INCL. GEAR PHILIPS INCL.

DIE CAST ALUMINIUM+TEMPERED GLASS  
ALUMINIO INYECTADO+CRISTAL TEMPLADO



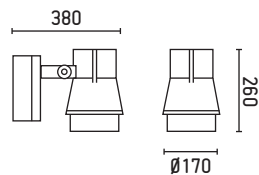
## PARK-3 PROJECTOR/PROYECTOR



71393 ■ DARK GREY  
GRIS OSCURO

1xG12 HQI 150W NOT INCL. GEAR PHILIPS INCL.

DIE CAST ALUMINIUM+TEMPERED GLASS  
ALUMINIO INYECTADO+CRISTAL TEMPLADO









UP&DOWN LIGHT!

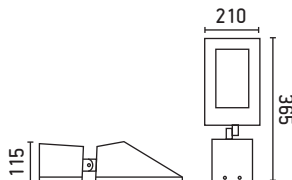
## LUXSTAR-1 PROJECTOR/PROYECTOR

PRECIO  
MÁS BAJO

70016 ■ DARK GREY  
GRIS OSCURO

1xR7S JP117 MAX 300W NOT INCL. [12035]

DIE CAST ALUMINIUM+TEMPERED GLASS  
ALUMINIO INYECTADO+CRISTAL TEMPLADO



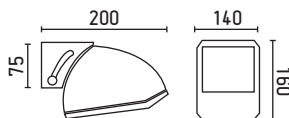
## ARAN [NEW] PROJECTOR/PROYECTOR

LED!


70137 ■ DARK GREY  
GRIS OSCURO

SMD LED 17W 4000K 1440Lm INCL. DRIVER INCL.

DIE CAST ALUMINIUM+TRANSPARENT GLASS  
ALUMINIO INYECTADO+CRISTAL TRANSPARENTE











**EGEO** PROJECTOR/PROYECTOR



70126  BLACK  
NEGRO

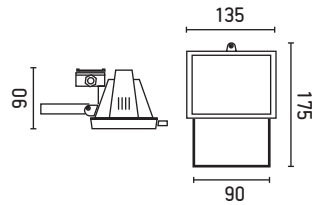
LED 4W 6500K 240Lm INCL. DRIVER INCL.

DIE CAST ALUMINIUM+TRANSPARENT GLASS  
ALUMINIO INYECTADO+CRISTAL TRANSPARENTE









**SIL** PROJECTOR/PROYECTOR



**PRECIO  
MÁS BAJO**

70112  GREY+BLACK  
GRIS+NEGRO

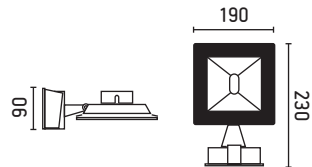
COB LED 10W 4000K 750Lm INCL. DRIVER INCL.

DIE CAST ALUMINIUM+TRANSPARENT GLASS  
ALUMINIO INYECTADO+CRISTAL TRANSPARENTE







Useful life  
Vida útil  
50.000 h.



**BAIKAL-2** PROJECTOR/PROYECTOR



70129  GREY+BLACK  
GRIS+NEGRO

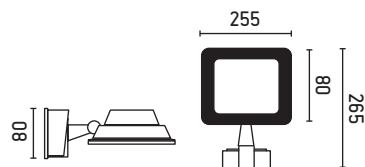
LED 14W 6400K 1150Lm INCL. DRIVER INCL.

DIE CAST ALUMINIUM+TRANSPARENT GLASS  
ALUMINIO INYECTADO+CRISTAL TRANSPARENTE








Useful life  
Vida útil  
50.000 h.

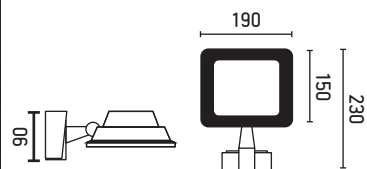


## BAIKAL-1 PROJECTOR/PROYECTOR

70128  GREY+BLACK  
GRIS+NEGRO

LED 8W 6400K 500Lm INCL. DRIVER INCL.

DIE CAST ALUMINIUM+TRANSPARENT GLASS  
ALUMINIO INYECTADO+CRISTAL TRANSPARENTE



Useful life  
Vida útil  
50.000 h.



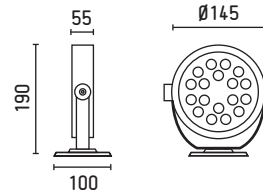
**NAVA** PROJECTOR/PROYECTOR



70122 ■ BLACK  
NEGRO

HIGH POWER LED 15W 6000K 800lm INCL.  
DRIVER 46061 350mA DC 40-50V NOT INCL.

DIE CAST ALUMINIUM+GLASS  
ALUMINIO INYECTADO+CRISTAL



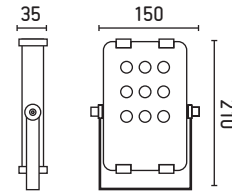
**TOBA** [NEW] PROJECTOR/PROYECTOR



70136 ■ ■ GREY+BLACK  
GRIS+NEGRO

HIGH POWER LED 9W 4000K 800lm INCL. DRIVER INCL.

DIE CAST ALUMINIUM+TRANSPARENT GLASS  
ALUMINIO INYECTADO+CRISTAL TRANSPARENTE

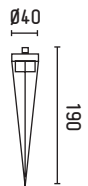


**Spike accessory for TOBA**

Estaca accesorio para TOBA ✗

70525 ■ BLACK  
NEGRO

DIE CAST ALUMINIUM  
ALUMINIO INYECTADO







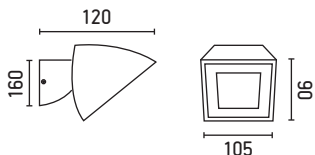


**PRIMO** PROJECTOR/PROYECTOR

70011  POLISHED ALUMINIUM  
ALUMINIO PULIDO

1xR7s JP78 100W INCL.

DIE CAST ALUMINIUM+TRANSPARENT GLASS  
ALUMINIO INYECTADO+CRISTAL TRANSPARENTE

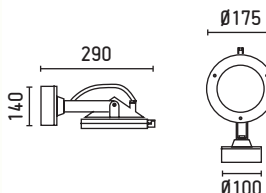
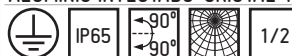


**KONIC** PROJECTOR/PROYECTOR

70012  GREY  
GRIS

1xR7s JP78 MAX 150W NOT INCL. [12031]

DIE CAST ALUMINIUM+TRANSPARENT GLASS  
ALUMINIO INYECTADO+CRISTAL TRANSPARENTE

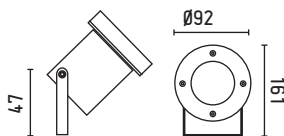


**POLA** PROJECTOR/PROYECTOR

73131  BLACK  
NEGRO

1xMR16 ECOHALOGEN 50W NOT INCL. [14 108] [LED 14 143]  
TRANSFORMER 60W NOT INCL. [43070]

DIE CAST ALUMINIUM+TRANSPARENT GLASS  
ALUMINIO INYECTADO+CRISTAL TRANSPARENTE







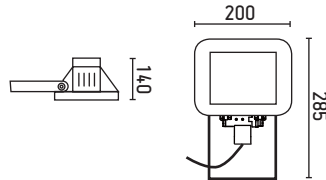
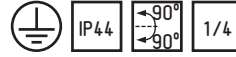


## CEDRO PROJECTOR/PROYECTOR

70008  BLACK  
NEGRO

1xR7s 3U 24W 6400K INCL.

DIE CAST ALUMINIUM+TRANSPARENT GLASS  
ALUMINIO INYECTADO+CRISTAL TRANSPARENTE



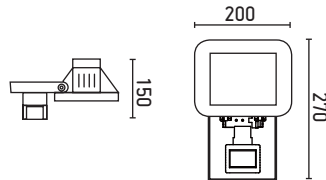
## CEDRO-PIR PROJECTOR/PROYECTOR

PRECIO  
MÁS BAJO

70009  BLACK  
NEGRO

1xR7s 3U 24W 6400K INCL.

DIE CAST ALUMINIUM+TRANSPARENT GLASS  
ALUMINIO INYECTADO+CRISTAL TRANSPARENTE



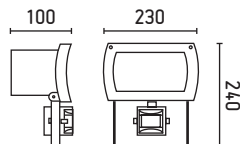
## MADOL-PIR PROJECTOR/PROYECTOR



70024  BLACK  
NEGRO

1xE27 MAX 23W NOT INCL. [16464]

POLYCARBONATE+TRANSPARENT GLASS  
POLICARBONATO+CRISTAL TRANSPARENTE



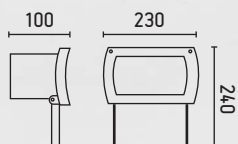
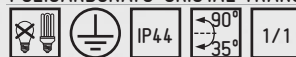


## MADOL PROJECTOR/PROYECTOR

70023  BLACK  
NEGRO

1xE27 MAX 23W NOT INCL. [16464]

POLYCARBONATE+TRANSPARENT GLASS  
POLICARBONATO+CRISTAL TRANSPARENTE





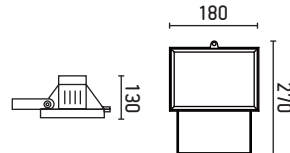
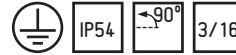
## ZENIT PROJECTOR/PROYECTOR

70040B  WHITE  
BLANCO

70041N  BLACK  
NEGRO

1xR7s JP117 300W INCL.

DIE CAST ALUMINIUM+TRANSPARENT GLASS  
ALUMINIO INYECTADO+CRISTAL TRANSPARENTE

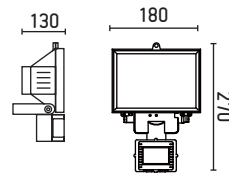
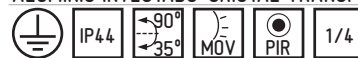


## ZENIT-PIR PROJECTOR/PROYECTOR

70042N  BLACK  
NEGRO

1xR7s JP117 300W INCL.

DIE CAST ALUMINIUM+TRANSPARENT GLASS  
ALUMINIO INYECTADO+CRISTAL TRANSPARENTE



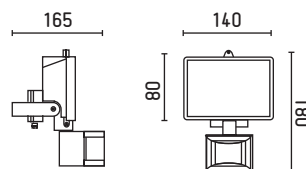
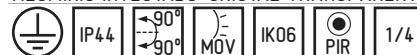
## MIKRO-PIR PROJECTOR/PROYECTOR

70032  BLACK  
NEGRO

70033  WHITE  
BLANCO

1xR7s JP78 150W INCL.

DIE CAST ALUMINIUM+TRANSPARENT GLASS  
ALUMINIO INYECTADO+CRISTAL TRANSPARENTE







## MIKRO PROJECTOR/PROYECTOR

70030  WHITE  
BLANCO

70031  BLACK  
NEGRO

1xR7s JP78 150W INCL.

DIE CAST ALUMINIUM+TRANSPARENT GLASS  
ALUMINIO INYECTADO+CRISTAL TRANSPARENTE

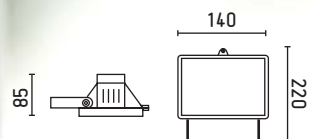


IP55

90°

IK06

3/24

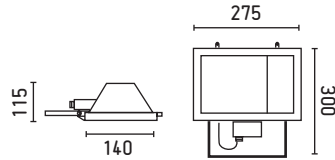




## OLMO PROJECTOR/PROYECTOR

70007  BLACK  
NEGRO

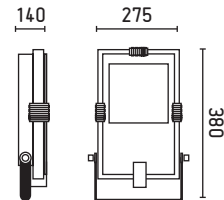
2xG24q-3 MAX 26W 6400K INCL. ELECTRONIC GEAR INCL.  
DIE CAST ALUMINIUM+TRANSPARENT GLASS  
ALUMINIO INYECTADO+CRISTAL TRANSPARENTE



## APOLO PROJECTOR/PROYECTOR

70021  BLACK  
NEGRO

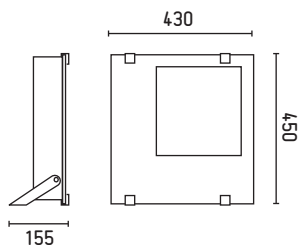
2xG24q-3 32W INCL. GEAR INCL.  
PVC+METAL+TRANSPARENT GLASS  
PVC+METAL+CRISTAL TRANSPARENTE



## SANSÓN-1 PROJECTOR/PROYECTOR

70219  BLACK  
NEGRO

1xE40 400W NOT INCL. GEAR INCL.  
DIE CAST ALUMINIUM+TRANSPARENT GLASS  
ALUMINIO INYECTADO+CRISTAL TRANSPARENTE



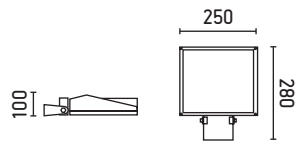


## PACTO-4 PROJECTOR/PROYECTOR


70005  BLACK  
NEGRO

2xG24q-3 26W 6500K INCL. GEAR INCL.

ALUMINIUM+TRANSPARENT PVC  
ALUMINIO+PVC TRANSPARENTE



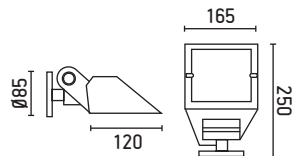
## MURAL PROJECTOR/PROYECTOR

70000  WHITE  
BLANCO

70001  BLACK  
NEGRO

1xR7s JP117 300W INCL.

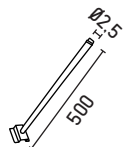
DIE CAST ALUMINIUM+TRANSPARENT GLASS  
ALUMINIO INYECTADO+CRISTAL TRANSPARENTE



MURAL tube accessory for wall  
Accesorio tubo MURAL para pared 

70905  BLACK  
NEGRO

STEEL  
ACERO







## HOKI-1 PROJECTOR/PROYECTOR

PRECIO  
MÁS BAJO

300603000F GREY GRIS 3000K

300603001F GREY GRIS 5000K



300603002F GREY GRIS RGB

HIGH POWER LED 28W INCL. DRIVER INCL.

DIE CAST ALUMINIUM+TRANSPARENT GLASS  
ALUMINO INYECTADO+CRISTAL TRANSPARENTE



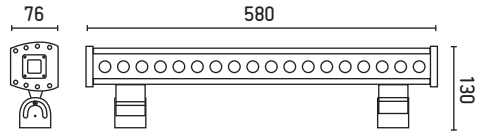
IP65

DRIVER



10m

1/4



## HOKI-2 PROJECTOR/PROYECTOR

PRECIO  
MÁS BAJO

300600000F GREY GRIS 3000K

300600001F GREY GRIS 5000K



300600006F GREY GRIS RGB

HIGH POWER LED 56W INCL. DRIVER INCL.

DIE CAST ALUMINIUM+TRANSPARENT GLASS  
ALUMINO INYECTADO+CRISTAL TRANSPARENTE



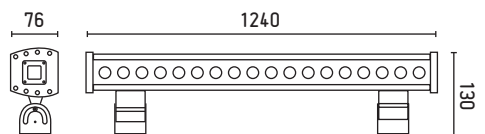
IP65

DRIVER



15m

1/4





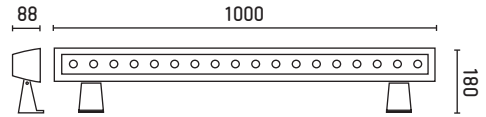
## ONDA PROJECTOR/PROYECTOR



70120 BLACK NEGRO

HIGH POWER LED 18W 6000K 950Lm INCL. DRIVER INCL.

ALUMINIUM+TRANSPARENT GLASS  
ALUMINO+CRISTAL TRANSPARENTE



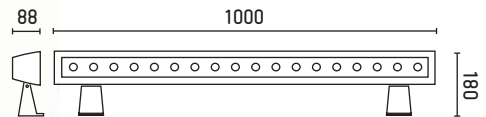
## ONDA RGB PROJECTOR/PROYECTOR



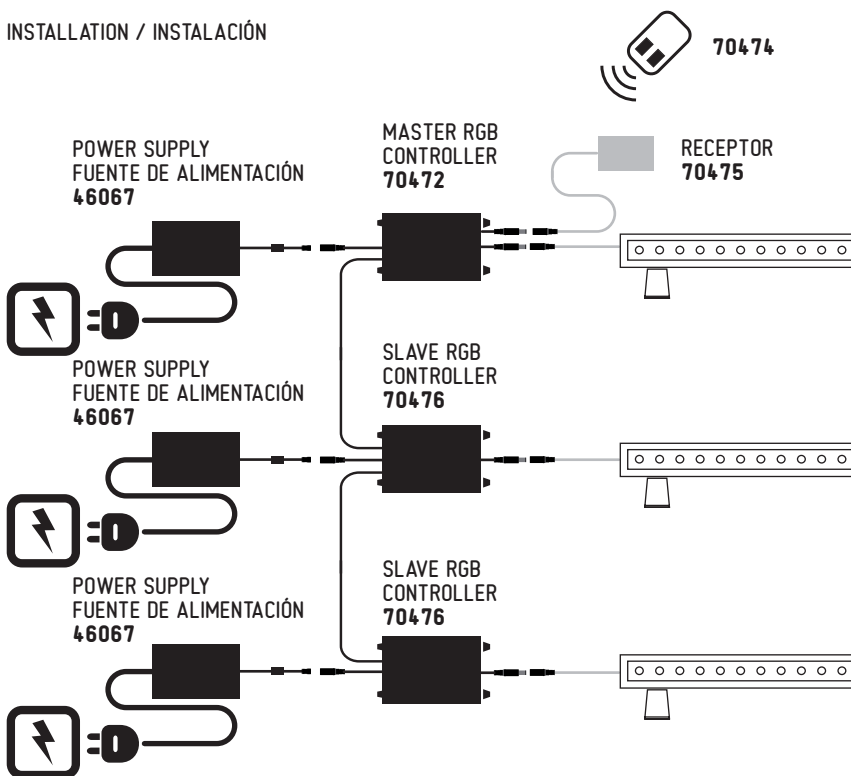
70132 BLACK NEGRO

HIGH POWER LED 18W INCL. DRIVER NOT INCL. [46067]

ALUMINIUM+TRANSPARENT GLASS  
ALUMINO+CRISTAL TRANSPARENTE



### INSTALLATION / INSTALACIÓN



- 70474 Fuente de alimentación 24 VDC 25W
- 46067 Controlador LED RGB 24 VDC 25W
- 70472 Control remoto IR RGB
- 70474 Receptor IR RGB
- 70475 Controlador LED RGB 24 VDC 25W





<b>GARDA</b>	232
<b>GARTEN-1</b>	236
<b>GARTEN-2</b>	236
<b>GARTEN-4</b>	236
<b>GARTEN-5</b>	237
<b>GARTEN BLISTER</b>	237
<b>LED-8</b>	234
<b>LED-9</b>	234
<b>NEBEL</b>	232
<b>SPIKE-1</b>	238
<b>SPIKE-2</b>	238
<b>TONO</b>	238

# S P I K E S

E S T A C A S / P I Q U E T S



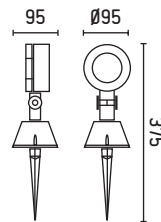
**GARDA** PROJECTOR | SPIKE/PROYECTOR | ESTACA



70130		DARK GREY GRIS OSCURO	6000-6200K 268Lm
70131		DARK GREY GRIS OSCURO	2900-3100K 224Lm

HIGH POWER LED 3W INCL. DRIVER INCL.

DIE CAST ALUMINIUM+TRANSPARENT GLASS  
ALUMINIO INYECTADO+CRISTAL TRANSPARENTE



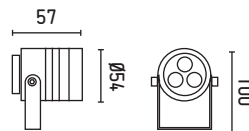
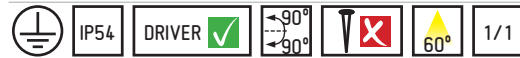
**NEBEL** PROJECTOR | SPIKE/PROYECTOR | ESTACA

PRECIO  
MÁS BAJO

70524		GREY GRIS
-------	--	--------------

HIGH POWER LED 3W 7000K 200Lm INCL. DRIVER INCL.

DIE CAST ALUMINIUM  
ALUMINIO INYECTADO

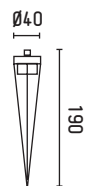


Spike accessory

Estaca accesorio

70525		BLACK NEGRO
-------	--	----------------

DIE CAST ALUMINIUM  
ALUMINIO INYECTADO











## LED-8 SPIKE/ESTACA

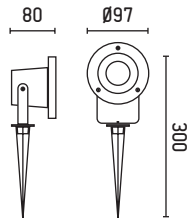


70530 ■ BLACK | White led  
NEGRO | Led blanco

70531 ■ BLACK | Green led  
NEGRO | Led verde

LED 1.5W 6000-6500K INCL. DRIVER INCL.

DIE CAST ALUMINIUM+TRANSPARENT GLASS  
ALUMINIO INYECTADO+CRISTAL TRANSPARENTE



## LED-9 SPIKE/ESTACA



70535 ■ BLACK | Green led  
NEGRO | Led verde

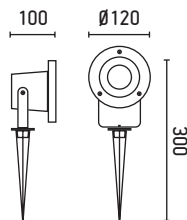
LED 3W 6000-6500K INCL. DRIVER INCL.

70468 ■ BLACK | White led  
NEGRO | Led blanco



LED 3W 3750-4250K 140Lm INCL. DRIVER INCL.

DIE CAST ALUMINIUM+TRANSPARENT GLASS  
ALUMINIO INYECTADO+CRISTAL TRANSPARENTE



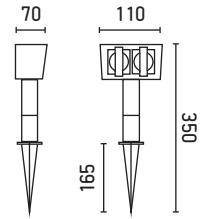




## GARTEN-1 SPIKE/ESTACA

73100 ■ BLACK  
NEGRO

HEAT-RESISTANT ABS  
ABS TERMORESISTENTE

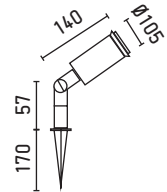


## GARTEN-4 SPIKE/ESTACA

73111 ■ BLACK  
NEGRO

1xE27 PAR 38 20W NOT INCL. [LED 14 149]

HEAT-RESISTANT ABS  
ABS TERMORESISTENTE

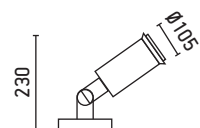
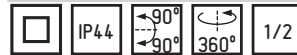


## GARTEN-2 SPIKE/ESTACA

73101 ■ BLACK  
NEGRO

1xE27 PAR 38 MAX 80W NOT INCL. [LED 14 149]

HEAT-RESISTANT ABS  
ABS TERMO-RESISTENTE





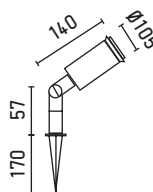


## GARTEN BLISTER SPIKE/ESTACA

73103 ■ BLACK  
NEGRO

1xE27 PAR 38 20W INCL. [16285]

HEAT-RESISTANT ABS  
ABS TERMO-RESISTENTE

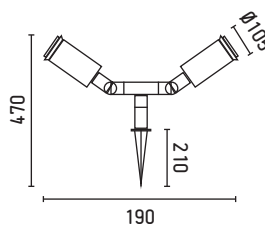


## GARTEN-5 SPIKE/ESTACA

73112 ■ BLACK  
NEGRO

2xE27 PAR 38 MAX 80W NOT INCL. [16285]

HEAT-RESISTANT ABS  
ABS TERMO-RESISTENTE



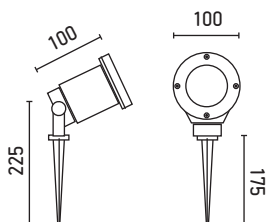


## TONO SPIKE/ESTACA

73150  BLACK  
NEGRO

1xGU10 50W INCL.

DIE CAST ALUMINIUM+TRANSPARENT GLASS  
ALUMINIO INYECTADO+CRISTAL TRANSPARENTE

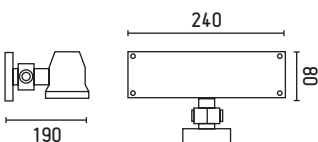


## SPIKE-% SPIKE/ESTACA

73117  BLACK  
NEGRO

1xPL G23 13W INCL. GEAR INCL.

PVC  
PVC

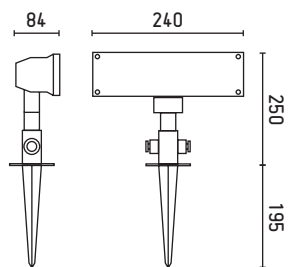


## SPIKE-2 SPIKE/ESTACA

73118  BLACK  
NEGRO

1xPL G23 13W INCL. GEAR INCL.

PVC  
PVC









<b>BRINDISI</b>	252
<b>CÁDIZ</b>	258
<b>ESTORIL</b>	244
[NEW] <b>MITRA</b>	242
<b>NÁUTICA</b>	246
<b>PARIS</b>	262
[NEW] <b>SAIL</b>	242
<b>TERUEL</b>	256
<b>TOLEDO</b>	254
<b>VIENA</b>	266

# C L A S S I C

C L Á S I C O / S T Y L E C L A S S I Q U E



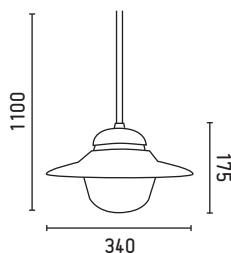
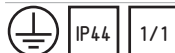
## SAIL-2 [NEW] PENDANT/COLGANTE

71358  WHITE  
BLANCO

71359  BLACK  
NEGRO

1xE27 MAX 60W NOT INCL. [16467]

DIE CAST ALUMINIUM+OPAL GLASS  
ALUMINIO INYECTADO+CRISTAL OPAL



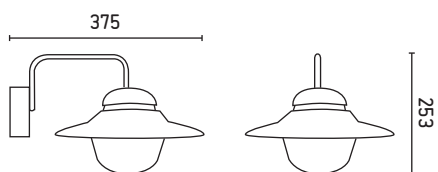
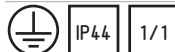
## SAIL-1 [NEW] WALL LAMP/APLIQUE

71356  WHITE  
BLANCO

71357  BLACK  
NEGRO

1xE27 MAX 60W NOT INCL. [16467]

DIE CAST ALUMINIUM+OPAL GLASS  
ALUMINIO INYECTADO+CRISTAL OPAL

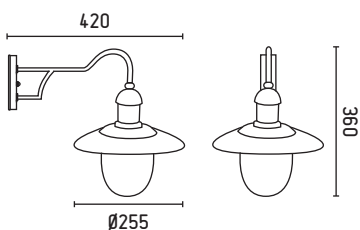
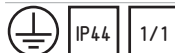


## MITRA [NEW] WALL LAMP/APLIQUE

71146  BRUSHED BROWN  
MARRÓN CEPILLADO

1xE27 60W NOT INCL. [16467]

METAL+ALUMINIUM+GLASS BUBBLE  
METAL+ALUMINIO+CRISTAL BURBUJA







**MITRA** [NEW] PENDANT/COLGANTE

71145 BRUSHED BROWN  
MARRÓN CEPILLADO

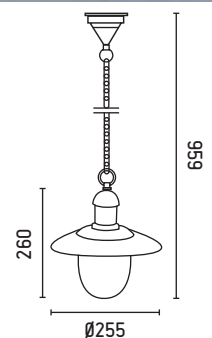
1x E27 60W NOT INCL. [16467]

METAL+ALUMINIUM+GLASS BUBBLE  
METAL+ALUMINIO+CRISTAL BURBUJA



IP44

1/1






## ESTORIL WALL LAMP/APLIQUE

71140  RUST  
MARRÓN ÓXIDO

1xE27 MAX 60W NOT INCL. [16592]

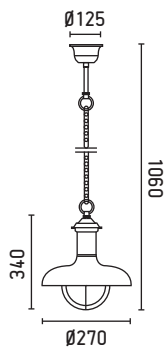
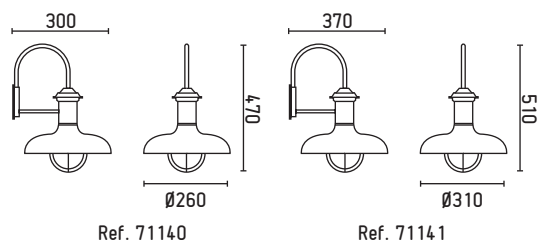
METAL+GLASS BUBBLE  
METAL+CRISTAL BURBUJA



71141  RUST  
MARRÓN ÓXIDO

1xE27 MAX 60W NOT INCL. [16592]

METAL+GLASS BUBBLE  
METAL+CRISTAL BURBUJA

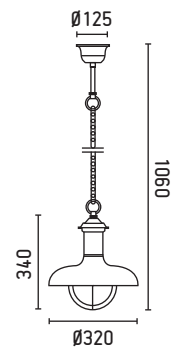


## ESTORIL-P PENDANT/COLGANTE

71142  RUST  
MARRÓN ÓXIDO

1xE27 MAX 60W NOT INCL. [16592]

METAL+GLASS BUBBLE  
METAL+CRISTAL BURBUJA



## ESTORIL-G PENDANT/COLGANTE

71143  RUST  
MARRÓN ÓXIDO

1xE27 MAX 60W NOT INCL. [16592]

METAL+GLASS BUBBLE  
METAL+CRISTAL BURBUJA











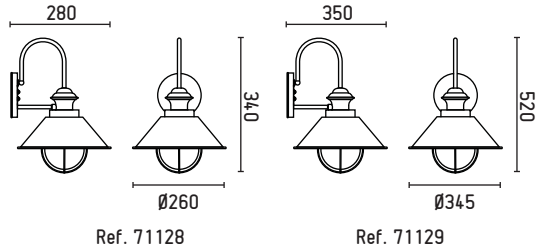
## NÁUTICA WALL LAMP/APLIQUE

71128 ■ RUST MARRÓN ÓXIDO 1/4

71129 ■ RUST MARRÓN ÓXIDO 1/2

1xE27 11W NOT INCL. [16620]

METAL+GLASS BUBBLE  
METAL+CRISTAL BURBUJA

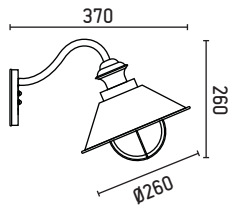


## NÁUTICA WALL LAMP/APLIQUE

71110 ■ RUST MARRÓN ÓXIDO 1/4

1xE27 11W NOT INCL. [16620]

METAL+GLASS BUBBLE  
METAL+CRISTAL BURBUJA

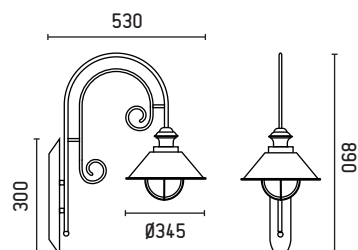


## NÁUTICA WALL LAMP/APLIQUE

71109 ■ RUST MARRÓN ÓXIDO 1/2

1xE27 11W NOT INCL. [16620]

METAL+GLASS BUBBLE  
METAL+CRISTAL BURBUJA



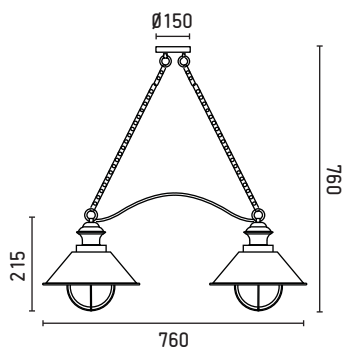


## NÁUTICA PENDANT/COLGANTE

71113 ■ RUST  
MARRÓN ÓXIDO

2xE27 11W NOT INCL. [16620]

METAL+GLASS BUBBLE  
METAL+CRISTAL BURBUJA

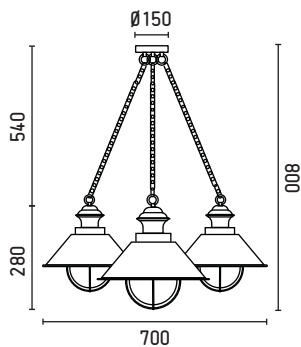


## NÁUTICA-G PENDANT/COLGANTE

71114 ■ RUST  
MARRÓN ÓXIDO

3xE27 11W NOT INCL. [16620]

METAL+GLASS BUBBLE  
METAL+CRISTAL BURBUJA



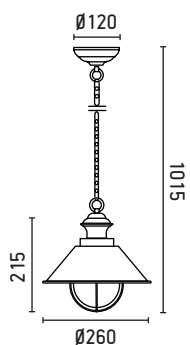


## NÁUTICA-P PENDANT/COLGANTE

71138  RUST  
MARRÓN ÓXIDO

1xE27 11W NOT INCL. [16620]

METAL+GLASS BUBBLE  
METAL+CRISTAL BURBUJA

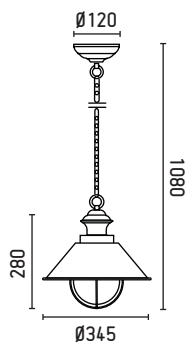


## NÁUTICA-G PENDANT/COLGANTE

71139  RUST  
MARRÓN ÓXIDO

1xE27 11W NOT INCL. [16620]

METAL+GLASS BUBBLE  
METAL+CRISTAL BURBUJA





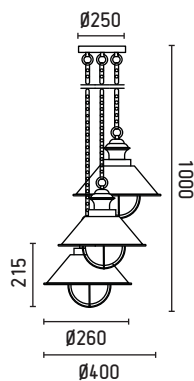


## NÁUTICA PENDANT/COLGANTE

71112  RUST  
MARRÓN ÓXIDO

3xE27 11W NOT INCL. [16620]

METAL+GLASS BUBBLE  
METAL+CRISTAL BURBUJA

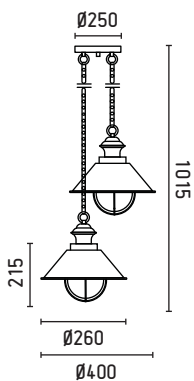



## NÁUTICA PENDANT/COLGANTE

71111  RUST  
MARRÓN ÓXIDO

2xE27 11W NOT INCL. [16620]

METAL+GLASS BUBBLE  
METAL+CRISTAL BURBUJA






## NÁUTICA-7 POLE LAMP/FAROLA

71116  RUST  
MARRÓN ÓXIDO

1xE27 11W NOT INCL. [16620]

METAL+GLASS BUBBLE  
METAL+CRISTAL BURBUJA



## NÁUTICA-6 POLE LAMP/FAROLA

71117  RUST  
MARRÓN ÓXIDO

2xE27 11W NOT INCL. [16620]

METAL+GLASS BUBBLE  
METAL+CRISTAL BURBUJA



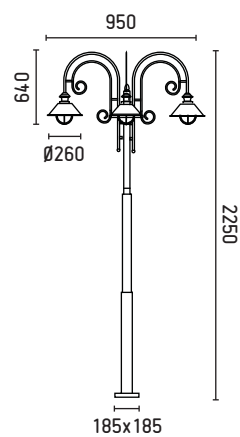


## NÁUTICA-8 POLE LAMP/FAROLA

71118  RUST  
MARRÓN ÓXIDO

3xE27 11W NOT INCL. [16620]

METAL+GLASS BUBBLE  
METAL+CRISTAL BURBUJA





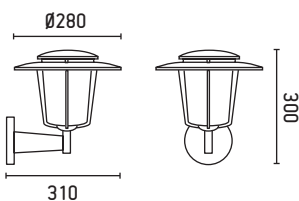


## BRINDISI WALL LAMP/APLIQUE

74252 ■ DARK GREY  
GRIS OSCURO

1xE27 15W INCL.

DIE CAST ALUMINIUM+TRANSPARENT PVC  
ALUMINIO INYECTADO+PVC TRANSPARENTE

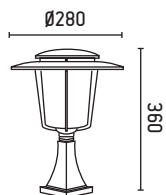


## BRINDISI POST LAMP/SOBREMURO

74254 ■ DARK GREY  
GRIS OSCURO

1xE27 15W INCL.

DIE CAST ALUMINIUM+TRANSPARENT PVC  
ALUMINIO INYECTADO+PVC TRANSPARENTE





## BRINDISI POLE LAMP/FAROLA

**74257** ■ DARK GREY  
GRIS OSCURO

1xE27 15W INCL.

**74258** ■ DARK GREY  
GRIS OSCURO

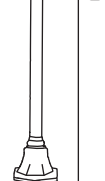
3xE27 MAX 15W INCL.

DIE CAST ALUMINIUM+TRANSPARENT PVC  
ALUMINIO INYECTADO+PVC TRANSPARENTE

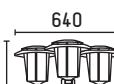


280  
2100  
Ø260

2100

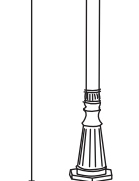


Ref. 74257



640  
2100  
Ø260

2100



270

Ref. 74258

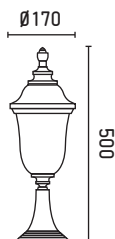
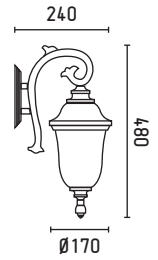
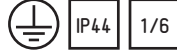


## TOLEDO WALL LAMP/APLIQUE

74132 ■ OLD SILVER  
PLATA ENVEJECIDA

1xE27 MAX 60W NOT INCL. [16467 20W INCL.]

METAL+RUSTIC GLASS  
METAL+CRISTAL RÚSTICO

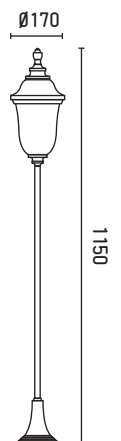


## TOLEDO POST LAMP/SOBREMURO

74134 ■ OLD SILVER  
PLATA ENVEJECIDA

1xE27 MAX 60W NOT INCL. [16467 20W INCL.]

METAL+RUSTIC GLASS  
METAL+CRISTAL RÚSTICO

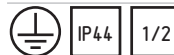


## TOLEDO POLE LAMP/FAROLA

74137 ■ OLD SILVER  
PLATA ENVEJECIDA

1xE27 MAX 60W NOT INCL. [16467 20W INCL.]

METAL+RUSTIC GLASS  
METAL+CRISTAL RÚSTICO







## TOLEDO POLE LAMP/FAROLA

74 138 ■ OLD SILVER  
PLATA ENVEJECIDA

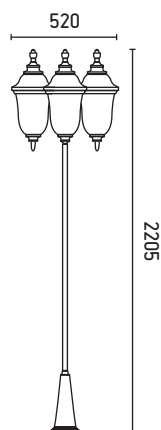
3xE27 MAX 60W NOT INCL. [16467 20W INCL.]

METAL+RUSTIC GLASS  
METAL+CRISTAL RÚSTICO



IP44


1/2





## TERUEL PENDANT/COLGANTE



74 101  OLD GOLD  
ORO ENVEJECIDO

74 121  RUST  
MARRÓN ÓXIDO

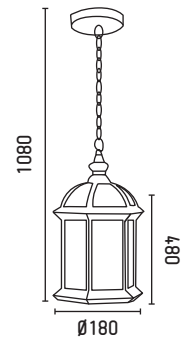
1xE27 MAX 100W NOT INCL. [16467 20W INCL.]

DIE CAST ALUMINIUM+BEVELED GLASS  
ALUMINIO INYECTADO+CRISTAL BISELADO




IP23

1/4



## TERUEL WALL LAMP/APLIQUE



74 102  OLD GOLD  
ORO ENVEJECIDO

74 122  RUST  
MARRÓN ÓXIDO


1xE27 MAX 100W NOT INCL. [16467 20W INCL.]

DIE CAST ALUMINIUM+BEVELED GLASS  
ALUMINIO INYECTADO+CRISTAL BISELADO



IP23

1/4



## TERUEL POST LAMP/SOBREMURO



74 104  OLD GOLD  
ORO ENVEJECIDO

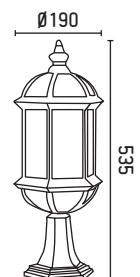
1xE27 MAX 100W NOT INCL. [16467 20W INCL.]

DIE CAST ALUMINIUM+BEVELED GLASS  
ALUMINIO INYECTADO+CRISTAL BISELADO

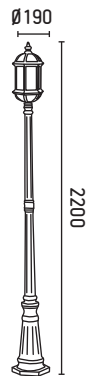


IP23

1/4







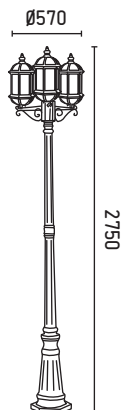
## TERUEL POLE LAMP/FAROLA

74 107  OLD GOLD  
ORO ENVEJECIDO

74 127  RUST  
MARRÓN ÓXIDO

1xE27 MAX 100W NOT INCL. [16467 20W INCL.]

DIE CAST ALUMINIUM+BEVELED GLASS  
ALUMINIO INYECTADO+CRISTAL BISELADO



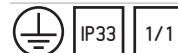
## TERUEL POLE LAMP/FAROLA

74 108  OLD GOLD  
ORO ENVEJECIDO

74 128  RUST  
MARRÓN ÓXIDO

3xE27 MAX 100W NOT INCL. [16467 20W INCL.]

DIE CAST ALUMINIUM+BEVELED GLASS  
ALUMINIO INYECTADO+CRISTAL BISELADO





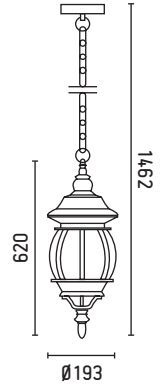
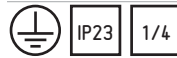


**CÁDIZ** PENDANT/COLGANTE

73531 ■ BLACK  
NEGRO

1xE27 MAX 100W NOT INCL. [16467 20W INCL.]

EPOXI DIE CAST ALUMINIUM+BEVELED GLASS  
ALUMINIO INYECTADO EPOXI+CRISTAL BISELADO

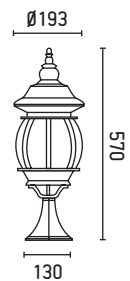
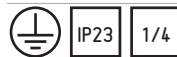


**CÁDIZ** POST LAMP/SOBREMURO

73534 ■ BLACK  
NEGRO

1xE27 MAX 100W NOT INCL. [16467 20W INCL.]

EPOXI DIE CAST ALUMINIUM+BEVELED GLASS  
ALUMINIO INYECTADO EPOXI+CRISTAL BISELADO





## CÁDIZ WALL LAMP/APLIQUE

73532  BLACK  
NEGRO

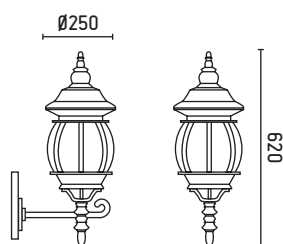
1x E27 MAX 100W NOT INCL. [16467 20W INCL.]

EPOXI DIE CAST ALUMINIUM+BEVELED GLASS  
ALUMINIO INYECTADO EPOXI+CRISTAL BISELADO



IP23

1/4



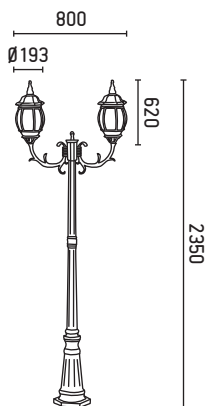


### CÁDIZ POLE LAMP/FAROLA

73526 ■ BLACK NEGRO

2xE27 MAX 100W NOT INCL. [16467 20W INCL.]

EPOXI DIE CAST ALUMINIUM+BEVELED GLASS  
ALUMINIO INYECTADO EPOXI+CRISTAL BISELADO



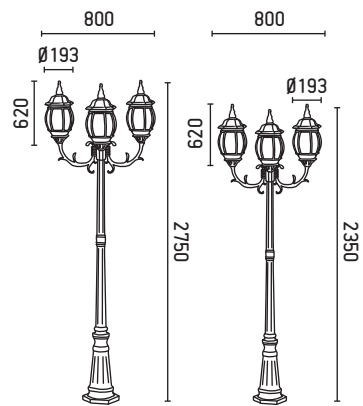
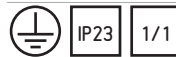
### CÁDIZ POLE LAMP/FAROLA

73546 ■ BLACK NEGRO

73556 ■ BLACK NEGRO

3xE27 MAX 100W NOT INCL. [16467 20W INCL.]

EPOXI DIE CAST ALUMINIUM+BEVELED GLASS  
ALUMINIO INYECTADO EPOXI+CRISTAL BISELADO



Ref. 73556

Ref. 73546



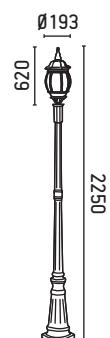



## CÁDIZ POLE LAMP/FAROLA

73536  BLACK  
NEGRO

1xE27 MAX 100W NOT INCL. [16467 20W INCL.]

EPOXI DIE CAST ALUMINIUM+BEVELED GLASS  
ALUMINIO INYECTADO EPOXI+CRISTAL BISELADO



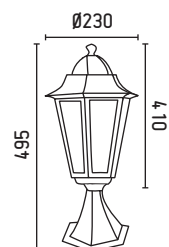
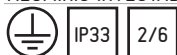


## PARIS POST LAMP/SOBREMURO

73434 ■ BLACK  
NEGRO

1xE27 MAX 60W NOT INCL. [16467 20W INCL.]

EPOXI DIE CAST ALUMINIUM+TRANSPARENT GLASS  
ALUMINIO INYECTADO EPOXI+CRISTAL TRANSPARENTE

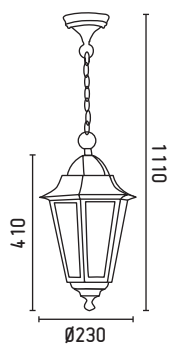


## PARIS PENDANT/COLGANTE

73431 ■ BLACK  
NEGRO

1xE27 MAX 60W NOT INCL. [16467 20W INCL.]

EPOXI DIE CAST ALUMINIUM+TRANSPARENT GLASS  
ALUMINIO INYECTADO EPOXI+CRISTAL TRANSPARENTE







## PARIS WALL LAMP/APLIQUE

73432  BLACK  
NEGRO

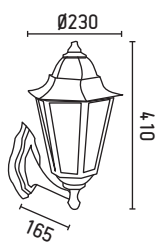
1x E27 MAX 60W NOT INCL. [16467 20W INCL.]

EPOXI DIE CAST ALUMINIUM+TRANSPARENT GLASS  
ALUMINIO INYECTADO EPOXI+CRISTAL TRANSPARENTE



IP33

2/6





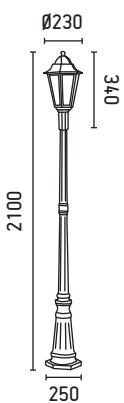


## PARIS POLE LAMP/FAROLA

73436 ■ BLACK  
NEGRO

1xE27 MAX 100W NOT INCL. [16467 20W INCL.]

EPOXI DIE CAST ALUMINIUM+TRANSPARENT GLASS  
ALUMINIO INYECTADO EPOXI+CRISTAL TRANSPARENTE

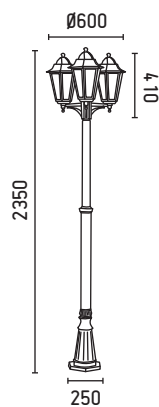


## PARIS POLE LAMP/FAROLA

73438 ■ BLACK  
NEGRO

3xE27 MAX 100W NOT INCL. [16467 20W INCL.]

EPOXI DIE CAST ALUMINIUM+TRANSPARENT GLASS  
ALUMINIO INYECTADO EPOXI+CRISTAL TRANSPARENTE



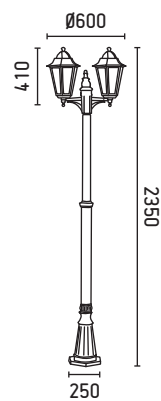


## PARIS POLE LAMP/FAROLA

73456  BLACK  
NEGRO

2xE27 MAX 100W NOT INCL. [16467 20W INCL.]

EPOXI DIE CAST ALUMINIUM+TRANSPARENT GLASS  
ALUMINIO INYECTADO EPOXI+CRISTAL TRANSPARENTE





## VIENA WALL LAMP/APLIQUE

734 12 ■ BLACK  
NEGRO

1xE27 MAX 60W NOT INCL. [16466 13W INCL.]

EPOXI DIE CAST ALUMINIUM+TRANSPARENT GLASS  
ALUMINIO INYECTADO EPOXI+CRISTAL TRANSPARENTE

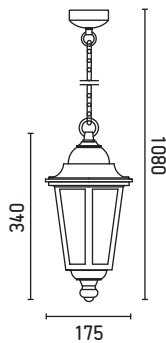


## VIENA PENDANT/COLGANTE

734 11 ■ BLACK  
NEGRO

1xE27 MAX 60W NOT INCL. [16466 13W INCL.]

EPOXI DIE CAST ALUMINIUM+TRANSPARENT GLASS  
ALUMINIO INYECTADO EPOXI+CRISTAL TRANSPARENTE







## VIENA 1/2 WALL LAMP/1/2 APLIQUE

73398  BLACK  
NEGRO

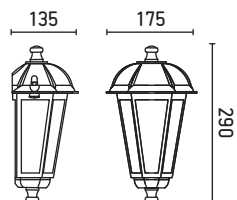
1x E27 MAX 60W NOT INCL. [16466 13W INCL.]

EPOXI DIE CAST ALUMINIUM+TRANSLUCENT GLASS  
ALUMINIO INYECTADO EPOXI+CRISTAL TRANSLÚCIDO



IP33

2/6






<b>BALDA</b>	272
<b>BALL</b>	274
<b>NUK</b>	270
<b>STEIN</b>	272
<b>TIRA LED</b>	276

**S P E C I A L L U M I N A R I E S**  
L U M I N A R I A S E S P E C I A L E S  
A U T R E S L U M I N A I R E S





# NUK BY MANEL LLUSCÀ

RELAXATION AND ENJOYMENT COME WITH NUK. A HIGHLY DECORATIVE PORTABLE LAMP INTENDED TO FULLY ENJOY LIFE IN THE OUTDOORS.

LLEGA LA DISTENSIÓN Y EL DISFRUTE DE LA MANO DE NUK. UNA LÁMPARA PORTÁTIL ALTAMENTE DECORATIVA PENSADA PARA DISFRUTAR PLENAMENTE DE LA VIDA EN EL EXTERIOR.

LA DÉTENTE ET LE PLAISIR VIENNENT DE LA MAIN DE NUK. UNE LAMPE TRÈS DÉCORATIF PORTABLE DESTINÉ À PROFITER PLEINEMENT DE LA VIE EN EXTÉRIEUR.

<<Índice/index



## PORTABLE/PORTÁTIL

70484  ORANGE  
NARANJA

70485  GREEN  
VERDE

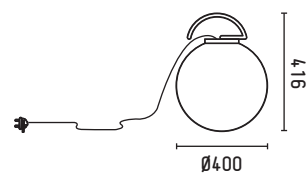
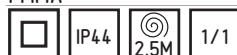
70486  GREY  
GRIS

70487  FUCHSIA  
FÚCSIA

1xE27 MAX 60W NOT INCL. [16467]

PMMA

PMMA







## STEIN PORTABLE/PORTÁTIL

70750  WHITE  
BLANCO

2xE27 15W NOT INCL. [16466]

OPAL POLYETHYLENE  
POLIETILENO OPAL



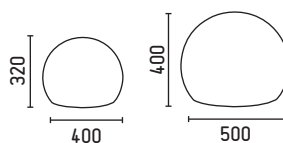
## BALDA PORTABLE/PORTÁTIL

70498  WHITE  
BLANCO

70499  WHITE  
BLANCO

1xE27 15W NOT INCL. [16592]

OPAL POLYETHYLENE  
POLIETILENO OPAL



Ref. 70498

Ref. 70499









# BALL-30



PORTABLE/PORTÁTIL



70490  WHITE  
BLANCO

LED 1.2W INCL. DRIVER INCL.

OPAL POLYETHYLENE  
POLIETILENO OPAL



**Disconnect the battery once charged.**  
Desconectar la batería una vez cargada.

RECHARGABLE BATTERY 5V/1A ✓  
BATERIA RECARGABLE 5V/1A

CHARGER WITH 1.8 MTS CABLE ✓  
CARGADOR CON 1.8 MTS DE CABLE



# BALL-50



PORTABLE/PORTÁTIL



70491  WHITE  
BLANCO

58LED 1.45W INCL. DRIVER INCL.


OPAL POLYETHYLENE  
POLIETILENO OPAL




**Disconnect the battery once charged.**  
Desconectar la batería una vez cargada.

RECHARGABLE BATTERY 5V/1A ✓  
BATERIA RECARGABLE 5V/1A

CHARGER WITH 1.8 MTS CABLE ✓  
CARGADOR CON 1.8 MTS DE CABLE







## BLÍSTER TIRA LED



19026

LED 4.8W INCL. DRIVER INCL.

PCB  
PCB



19027

LED 9.6W INCL. DRIVER INCL.

PCB  
PCB



PRECIO  
MÁS BAJO

## TIRA LED 5 mt



19020  WARM WHITE  
BLANCO CÁLIDO 3000K 1350Lm

19021  COLD WHITE  
BLANCO FRÍO 5000K 1550Lm

LED 36W 12Vdc

19019


LED RGB 36W 12Vdc RGB



30LED/Mt 30LED/Mt



Accessories and driver not included.  
Available on page 280, 281.  
Equipo y accesorios no incluidos. Disponibles en pág. 280, 281.



WITH ITS SELF ADHESIVE STRIP THE LED STRIP WILL BE PROPERLY FIXED.  
 MEDIANTE SU TIRA AUTOADHESIVA SE FIJAN EN LA SUPERFICIE.



ALL LED ACCESSORIES ARE EASY TO CONNECT.  
 LOS ACCESORIOS PARA LAS TIRAS LED DE INTERIOR Y EXTERIOR SE UNEN FÁCILMENTE GRACIAS A SUS INTERCONECTORES.



PRECIO  
MÁS BAJO

POWER SUPPLY  
 FUENTE DE ALIMENTACIÓN  
**19040**  
 100-240 V AC 36W 3A 12V DC  
 5-10M 1/1



PRECIO  
MÁS BAJO

MONOLOUR REMOTE CONTROL  
 MANDO A DISTANCIA MONOCOLOR  
**19044**  
 1/1



PRECIO  
MÁS BAJO

REMOTE CONTROL  
 MANDO A DISTANCIA  
**19045** RGB  
 1/1



PRECIO  
MÁS BAJO

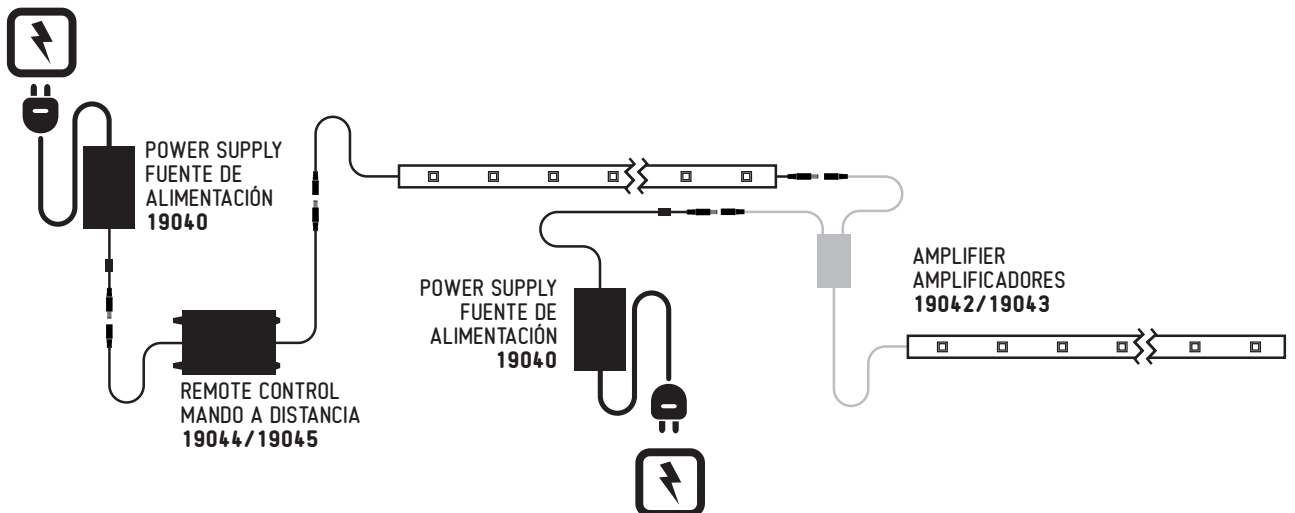
AMPLIFIER  
 AMPLIFICADORES  
**19043** RGB  
 12 V AC 120W 10A 12 DC  
 1/1



PRECIO  
MÁS BAJO

MONOLOUR AMPLIFIER  
 AMPLIFICADORES MONOCOLOR  
**19042**  
 12 V AC 72W 6A 12 DC  
 1/1

INSTALLATION / INSTALACIÓN







A C C E S S O R I E S  
A C C E S O R I O S / A C C E S S O I R E S



**POWER SUPPLY**  
FUENTE DE ALIMENTACIÓN

PRECIO  
MÁS BAJO

19040

100-240 V AC 36W 3A 12V DC

5-10M 1/1

**MONOCOLOUR AMPLIFIER**  
AMPLIFICADORES MONOCOLOR

PRECIO  
MÁS BAJO

19042

12 V AC 72W 6A 12 DC

1/1

**AMPLIFIER**  
AMPLIFICADORES

PRECIO  
MÁS BAJO

19043  RGB

12 V AC 120W 10A 12 DC

1/1

**MONOCOLOUR REMOTE CONTROL**  
MANDO A DISTANCIA MONOCOLOR

PRECIO  
MÁS BAJO

19044

1/1

**REMOTE CONTROL**  
MANDO A DISTANCIA

PRECIO  
MÁS BAJO

19045  RGB

1/1

**DRIVER**  
DRIVER

46060 3W

46061 350 mA 16W

1/1

**POWER SUPPLY**  
FUENTE DE ALIMENTACIÓN

46067

24 V 20W

1/1

**TRANSFORMER**  
TRANSFORMADOR

43070

60W

1/1



**MASTER LED RGB CONTROLLER**  
CONTROLADOR MASTER LED RGB

**70472**

24V / 72W

1/1



**REMOTE CONTROL**  
MANDO A DISTANCIA

**70474**

IR RGB

1/1



**RECEPTOR**  
RECEPTOR

**70475**

IR RGB

1/1



**SLAVE LED RGB CONTROLLER**  
CONTROLADOR SLAVE LED RGB

**70476**

24V / 72W

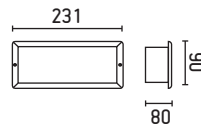
1/1



**MAGNETIC GEAR ELT 50W**  
EQUIPO MAGNETICO ELT 50W

**98101050**

1/1

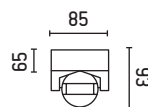


**RECESSED BOC FOR LISO AND ESCA**  
CAJA DE EMPOTRAR PARA LISO Y ESCA

**71482**  DARK GREY  
GRIS OSCURO

PVC  
PVC

1/1



**SENSOR**  
SENSOR

**73115**  WHITE  
BLANCO

**73116**  BLACK  
NEGRO

MAX 800W

PVC  
PVC

⏚
IP44
MOV
☀️
10°-6'
PIR
3m
2/6

Detection angle: Maximum 120°  
Ángulo de detección: Máximo 120°







I N F O R M A T I O N  
I N F O R M A C I Ó N / I N F O R M A T I O N

ENG

**faro** Barcelona Technical Laboratory

Faro Barcelona has extended the capacity of its Quality Control Department by equipping its laboratory with machinery that can conduct the following tests:

- IP Tests
- Incandescent thread.
- Electric shocks.
- Thermal and mechanical resistance.
- Impacts.
- Consumption and power factors.

Thanks to these advances, Faro Barcelona has raised the bar regarding the thoroughness of its tests and ensures that European regulations and standards are complied with fully.

**Faro collaborates on improvements to the environment**

With its commitment to efficient light bulbs and its contribution to energy saving and the campaign against global warming.

In Faro catalogues, next to the standard-use light bulb given for each item, you will see the recommended low-energy light bulb, highlighted by this symbol: [ref.]

ES

Laboratorio técnico propio de **faro** Barcelona

Faro Barcelona ha ampliado la capacidad de su Departamento de Control de Calidad, dotando su laboratorio de una maquinaria capaz de hacer los siguientes ensayos:

- Pruebas de IP
- Hilo incandescente.
- Choques eléctricos.
- Resistencia térmica y mecánica.
- Choques de impacto.
- Consumos y factores de potencia.

Gracias a estos avances, Faro Barcelona eleva el nivel de rigurosidad en sus ensayos y garantiza el estricto cumplimiento de las normativas y estándares europeos.

**Faro colabora en la mejora del medio ambiente**

Apostando por las bombillas eficientes y contribuyendo con el ahorro energético y la lucha contra el calentamiento global.

En los catálogos Faro podrá encontrar junto a la bombilla de uso standard de cada artículo cual es la bombilla de bajo consumo que recomendamos y lo diferenciamos con este símbolo: [ref.]

FR

Laboratoire technique appartenant à **faro** Barcelona

Faro Barcelona a élargi la capacité de son Département de contrôle qualité, en dotant son laboratoire de machines capables de procéder aux essais suivants :

- Essais d'IP
- Fil incandescent.
- Chocs électriques.
- Résistance thermique et mécanique.
- Chocs d'impact.
- Consommations et facteurs de puissance.

Grâce à ces avancées, Faro Barcelona élève le niveau de rigueur de ses essais et garantit le strict respect des réglementations et normes européennes.

**Faro participe à l'amélioration de l'environnement**

En misant sur des ampoules efficaces, en contribuant aux économies d'énergie et en participant à la lutte contre le réchauffement de la planète.

Dans les catalogues Faro, vous trouverez, à côté de l'ampoule standard utilisée pour chaque article, l'ampoule basse consommation recommandée et identifiée parce symbole: [réf.]

POR

Laboratório técnico próprio da **faro** Barcelona

A Faro Barcelona ampliou a capacidade do seu Departamento de Controlo de Qualidade, dotando o seu laboratório de uma maquinaria capaz de fazer os seguintes ensaios:

- Testes de IP
- Fio incandescente.
- Choques eléctricos.
- Resistência térmica e mecânica.
- Choques de impacto.
- Consumos e factores de potência.

Graças a estes avanços, a Faro Barcelona eleva o nível de rigor nos seus ensaios e garante o estricto cumprimento das normas e padrões europeus.

**A Faro colabora na melhoria do meio ambiente**

Apostando nas lâmpadas eficientes e contribuindo para a poupança energética e para a luta contra o aquecimento global.

Nos catálogos Faro poderá encontrar, junto à lâmpada de uso padrão de cada artigo, a lâmpada de baixo consumo recomendada e que se diferencia com este símbolo: [ref.]

GER

Eigenes technisches Labor von **faro** Barcelona

Faro Barcelona hat die Leistungsfähigkeit seiner Qualitätssicherungsabteilung durch die Ausstattung seines Labors mit Einrichtungen für folgende Tests erweitert.

- IP-Tests
- Thermische und mechanische
- Elektroschocks Widerstandskraft
- Mechanische Stöße
- Verbrauchs- und Leistungsaspekte
- Glühfäden

Dank dieser Erweiterungen kann Faro Barcelona jetzt seine Produktprüfungen noch wesentlich rigoroser durchführen und eine strikte Erfüllung der europäischen Normen und Standards garantieren.

**Faro bemüht sich ständig um den Umweltschutz**

Daher verwenden wir immer mehr effiziente Leuchtmittel und tragen damit zum Einsparen von Energie und zum Kampf gegen die Klimaerwärmung bei.

In den Katalogen von Faro finden Sie neben den Standard-Leuchtmitteln für die einzelnen Artikel auch jeweils passende Sparbirnen, die mit folgendem Symbol gekennzeichnet sind: [ref.]

NL

Eigen technisch laboratorium van **faro** Barcelona

Faro Barcelona heeft de capaciteit van haar Afdeling Kwaliteitscontrole uitgebreid met een laboratorium waarin de volgende testen kunnen worden uitgevoerd:

- Testen van de IP-code
- Gloeidraad.
- Elektrische schokken.
- Thermische en mechanische weerstand.
- Schok door impact.
- Verbruik en vermogensfactoren.

Dankzij deze vooruitgang is er bij Faro Barcelona sprake van een hoger striktheidniveau tijdens het testen en garandeert een strikte naleving van de Europese normen en standaards.

**Faro werkt mee aan de verbetering van het milieu**

Middels het gebruik van efficiënte lampen. Zo draagt zij bij aan de energiebesparing en aan de strijd tegen de opwarming van de aarde.

In de catalogi van Faro treft u naast de lamp voor standaardgebruik van ieder artikel de aanbevolen lamp met laag verbruik aan die met dit symbool wordt onderscheiden: [ver.]



IT

## Laboratorio tecnico proprio di **faro** Barcelona

Faro Barcellona ha ampliato la capacità del suo Dipartimento di Controllo della Qualità, dotando il suo laboratorio di macchinari in grado di realizzare i seguenti test:

- Prove di IP
- Filo incandescente.
- Scariche elettriche.
- Resistenza termica e meccanica.
- Test di impatto.
- Consumi e fattori di potenza.

Grazie a questi progressi, Faro Barcelona alza il livello di rigidità nei suoi test e garantisce il rigido rispetto delle normative e degli standard europei.

### Faro collabora al miglioramento dell'ambiente

Scommettendo sulle lampadine efficienti e contribuendo al risparmio energetico e alla lotta contro il riscaldamento globale.

Nei cataloghi Faro potrete trovare, assieme alla lampadina d'uso standard di ogni articolo, la lampadina di basso consumo consigliata e che si distingue con questo simbolo: [rif.]

GRK

## **faro** Barcelona Technical Laboratory

Η Faro Barcelona έχει διευρύνει τις δυνατότητες του Τμήματος Ελέγχου Ποιότητας, εξοπλίζοντας το εργαστήριο της με μηχανήματα που πραγματοποιούν τα εξής τεστ:

- Τεστ IP
- Νήμα πυρακτώσεως.
- Ηλεκτροπληξία.
- Θερμική και μηχανική αντοχή.
- Κρούση.
- Κατανάλωση και παράγοντες ισχύος.

Χάρη σε αυτές τις εξελίξεις, η Faro Barcelona αυξάνει το επίπεδο αυστηρότητας στις δοκιμές της και εξασφαλίζει την απόλυτη τήρηση των ευρωπαϊκών κανονισμών και προτύπων.

### Η Faro συμβάλλει στη βελτίωση του περιβάλλοντος

χρησιμοποιώντας αποδοτικούς λαμπτήρες και συμβάλλοντας στην εξοικονόμηση ενέργειας και την καταπολέμηση της υπερθέρμανσης του πλανήτη.

Στους καταλόγους της Faro μπορείτε να βρείτε, μαζί με τον συμβατικό λαμπτήρα για κάθε προϊόν, τον συνιστώμενο λαμπτήρα χαμηλής κατανάλωσης που διακρίνεται με αυτό το σύμβολο: [αναφ.]

RUS

## Laboratoire technique appartenant à **faro** Barcelona

Faro Barcelona a élargi la capacité de son Département de contrôle qualité, en dotant son laboratoire de machines capables de procéder aux essais suivants :

- Essais d'IP
- Fil incandescent.
- Chocs électriques.
- Résistance thermique et mécanique.
- Chocs d'impact.
- Consommations et facteurs de puissance.

Grâce à ces avancées, Faro Barcelona élève le niveau de rigueur de ses essais et garantit le strict respect des réglementations et normes européennes.

### Faro заботится об окружающей среде

делая ставку на эффективные электрические лампы, позволяющие экономить энергию и бороться с глобальным потеплением.

В каталогах Faro можно найти как стандартные лампы различных типоразмеров, так и рекомендуемые энергосберегающие лампы, отмеченные специальным символом: [ССЫ.]

CZ

## Собственная техническая лаборатория компании **faro** Barcelona

Потенциал Отдела контроля качества компании Faro Barcelona увеличился благодаря появлению в лаборатории оборудования, с помощью которого можно проводить следующие испытания:

- Тестирование IP
- Механическое и
- Поражение электрическим током. тепловое сопротивление.
- Воздействие от столкновения.
- Потребление и
- Спираль накаливания. коэффициент мощности.

Благодаря этому компания Faro Barcelona предъявляет все более жесткие требования к проведению исследований и обеспечивает строгое соответствие европейским стандартам и нормам.

### Používáním efektivních žárovek přispívá firma Faro

Ke zlepšení životního prostředí, úspore elektrické energie a boji proti globálnímu oteplování.

V katalozích Faro naleznete vedle standardní žárovky vhodné pro jednotlivé zboží i doporučenou žárovku s nízkou spotřebou, která je označena tímto symbolem: [ref.]

BL

## Собствена техническа лаборатория на **faro** Barcelona

Faro Barcelona разшири капацитета на своя Отдел за контрол на качеството, като обзаведе лабораториите си с оборудване за осъществяване на следните изпитвания:

- Изпитвания за степен на защита (IP)
- Термична и механична
- Токови удари. Сустойчивост.
- Удари в твърд предмет.
- Консумирана мощност
- Нажежена жичка. и коефициент на мощността.

По този начин Faro Barcelona повишава точността на изпитванията и гарантира стриктно спазване на европейските.

### Faro съдейства за подобряване на околната среда

чрез използване на енергоспестяващи крушки, с което дава своя принос в борбата с глобалното затопляне.

В каталозите на Faro всеки продукт може да се използва както със стандартна, така и с енергоспестяваща крушка, която е препоръчителна и е означена със следния символ: [спра.]

PL

## Laboratorium techniczne należące do **faro** Barcelona

Firma Faro Barcelona rozszerzyła zakres kompetencji swojego Działu Kontroli Jakości, wyposażając laboratorium w urządzenia wykonujące następujące testy:

- Próby IP
- Włókno żarzenia.
- Porażenia prądem.
- Wytrzymałość termiczna i mechaniczna.
- Wstrząsy.
- Zużycie i czynniki mocy.

Dzięki tym procedurom firma Faro Barcelona zaostriżyła poziom testów, gwarantując bezwzględne przestrzeganie norm i standardów europejskich.

### Firma Faro chroni środowisko

Stawiając na wydajne żarówki i oszczędność energii, przyczyniając się tym samym do walki z globalnym ociepleniem.





Oprócz informacji o standardowych żarówkach, katalogi Faro zawierają zalecenia dotyczące żarówek energooszczędnych wyróżnione tym symbolem: [odni.]

**RECOMENDED BULBS/BOMBILLAS RECOMENDADAS/AMPOULES RECOMMANDÉES**





**Energy saving** Bajo consumo Economie d'energie

Reference Referencia Référence	Bulb Bombilla Ampoule	Socket Casquillo Douille	W	K	LM	CD	Angle (°) Angulo (°) Angle (°)	Diameter Diámetro Diamètre	Length Longitud Longueur	
14030		GU10	11	5000	200	-	-	50 mm 1.9 inch	74 mm 2.9 inch	1/5
14041		GX53	9	4000	280	-	-	76 mm 3 inch	26.5 mm 1 inch	1/10
15833		-	28	5000	2500	-	-	16 mm 0.6 inch	1149 mm 45.2 inch	1/10
15903		G24d-1	13	4000	780	-	-	28 mm 1.1 inch	135 mm 5.3 inch	1/10
15905		G24d-3	26	4000	1450	-	-	28 mm 1.1 inch	173 mm 6.8 inch	1/10
16167		E27	20	2700	1150	-	-	48 mm 1.8 inch	110 mm 4.3 inch	10/60
16285		E27	20	2700	134	-	-	120 mm 4.7 inch	134 mm 5.3 inch	1/5
16464		E27	23	5000	1370	-	-	48 mm 1.8 inch	140 mm 5.5 inch	10/60
16466		E27	15	5000	800	-	-	48 mm 1.8 inch	110 mm 4.3 inch	10/60
16467		E27	20	5000	1150	-	-	48 mm 1.8 inch	110 mm 4.3 inch	10/60
16469		E27	23	5000	1371	-	-	54 mm 2.1 inch	115 mm 4.5 inch	10/60
16590		E27	11	5000	531	-	-	48 mm 1.8 inch	85 mm 3.3 inch	10/60
16592		E27	15	5000	800	-	-	48 mm 1.8 inch	95 mm 3.7 inch	10/60
16593		E27	20	5000	1151	-	-	48 mm 1.8 inch	110 mm 4.3 inch	10/60
16620		E27	11	5000	531	-	-	42 mm 1.6 inch	94 mm 3.7 inch	10/60
16622		E27	15	5000	798	-	-	42 mm 1.6 inch	105 mm 4.1 inch	10/60

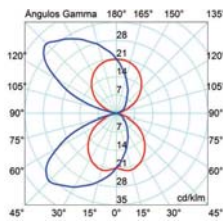
**LED**

14125		G9	2.5	3000	180	-	-	14 mm 0.5 inch	46.5 mm 1.8 inch	1/1
14141		GU10	5	4000	340	-	60	50 mm 1.9 inch	56 mm 2.2 inch	1/1
14143		MR16	5	4000	340	-	60	50 mm 1.9 inch	45 mm 1.8 inch	1/1
14149		E27	8	4000	810	-	-	125 mm 4.9 inch	127 mm 5 inch	1/1

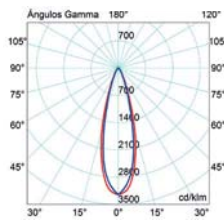
**Ecohalogen** Ecohalógenas Halogènes

12031		R7s	100	2900	1900	-	-	8 mm 0.3 inch	78 mm 3.1 inch	10/50
12035		R7s	200	2900	4000	-	-	10 mm 0.4 inch	117 mm 4.6 inch	10/50
14108		GC5.3	50	2950	-	1800	30	50 mm 1.9 inch	47 mm 1.8 inch	5/20
15615		G9	28	2700	630	-	-	13 mm 0.5 inch	45 mm 1.7 inch	1/10

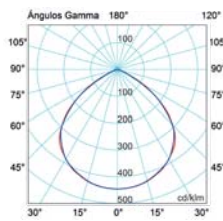
PHOTOMETRICS/FOTOMÉTRICAS/PHOTOMÉTRIQUES



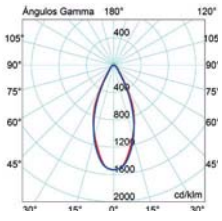
ÁNCORA  
74401



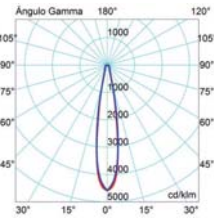
ARAL  
70466



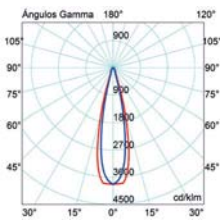
ARAN  
70137



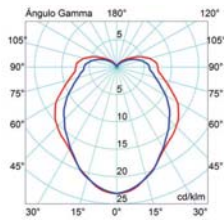
AREO  
70650



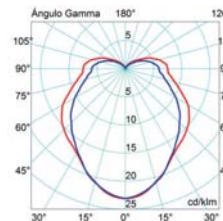
BAIKAL-1  
70128



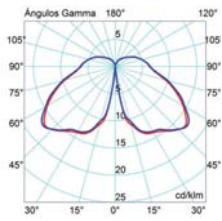
BAIKAL-2  
70129



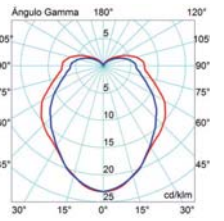
BOLETUS  
74391



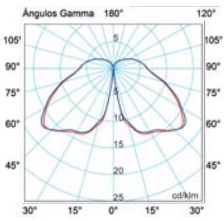
BOLETUS  
74392



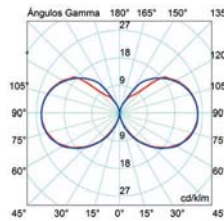
BOLETUS  
74393



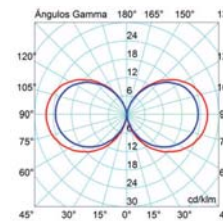
BOLETUS  
74394



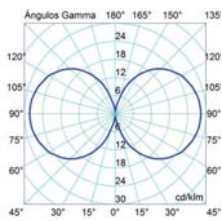
BOLETUS  
74395



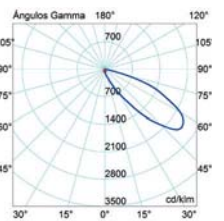
CARTAGO  
73254



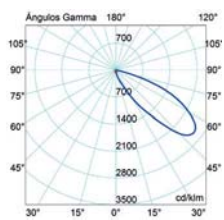
CARTAGO  
73255



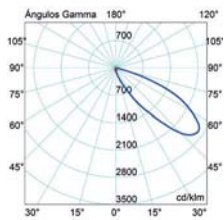
CARTAGO  
73256



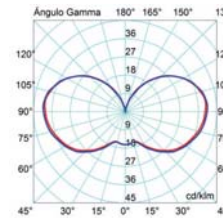
CITRUS-2  
70561



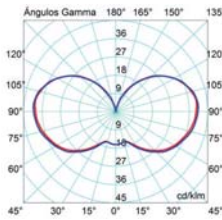
CITRUS-4  
70562



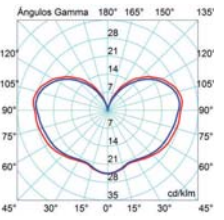
CITRUS-6  
70563



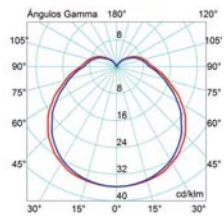
CROSS  
74350



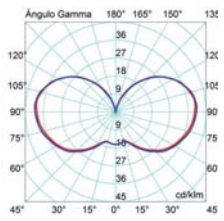
CROSS  
74351



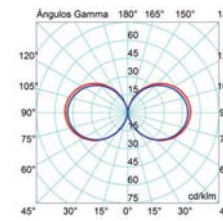
CROSS  
74353



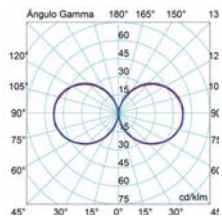
CROSS  
74355



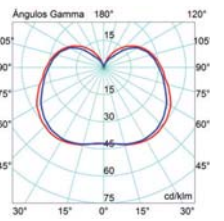
CROSS  
74356 / 74357



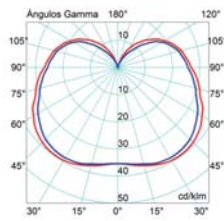
CROSS  
74358



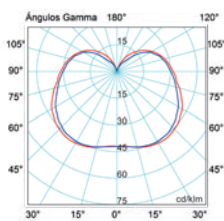
CROSS  
74359



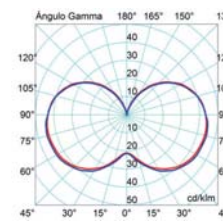
CROSS  
74362



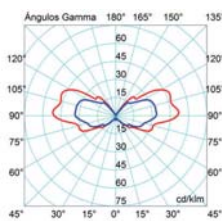
CROSS  
74363



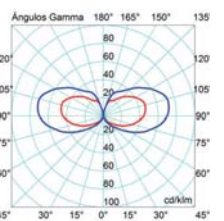
CROSS  
74364



CROSS  
74366



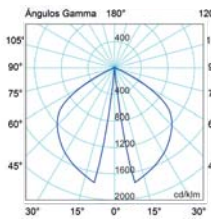
CROSS  
74369



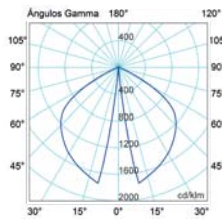
CROSS  
74370



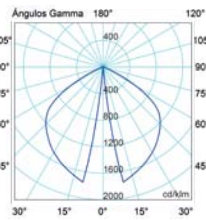
PHOTOMETRICS/FOTOMÉTRICAS/PHOTOMÉTRIQUES



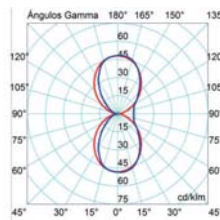
**DAS**  
75518



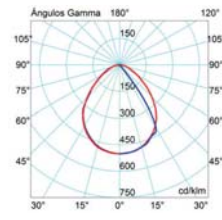
**DAS**  
75519



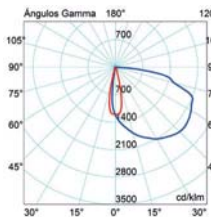
**DAS**  
75520



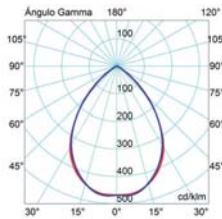
**DRAGMA**  
71362



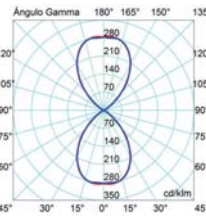
**DRUSS**  
70516



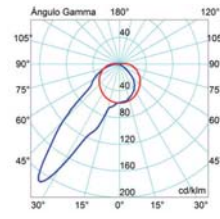
**HEVIA**  
70926



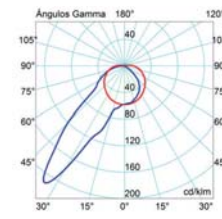
**KLAMP**  
74407



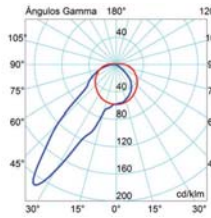
**KLAMP**  
74408



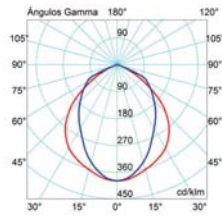
**KLAMP**  
74409



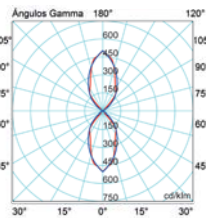
**KLAMP**  
74410 / 74411



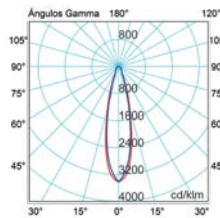
**KLAMP**  
74412 / 74413



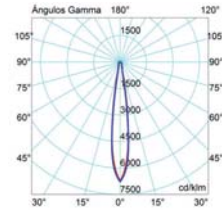
**KONIC**  
70012



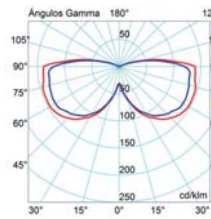
**LACE**  
70811



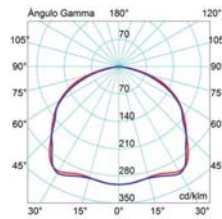
**LED-9**  
70468



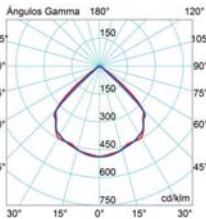
**LED-13**  
70542



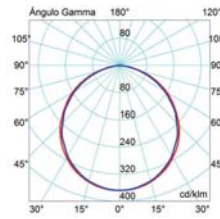
**LED-15**  
70544



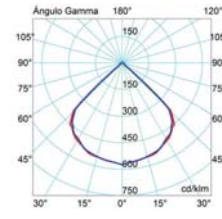
**LED-16**  
70545



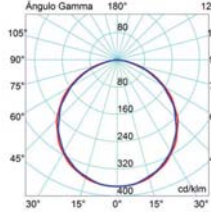
**LED-18 Cuadrado (Señalización)**  
71497 / 71499



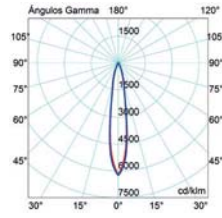
**LED-18 Cuadrado (Iluminación)**  
71497 / 71499



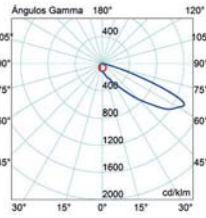
**LED-18 Redondo (Señalización)**  
71496 / 71498



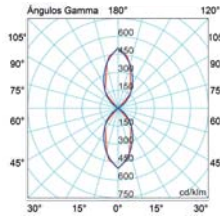
**LED-18 Redondo (Iluminación)**  
71496 / 71498



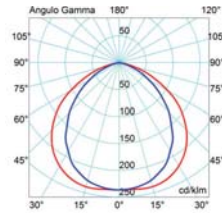
**LED-19**  
70596 / 70597



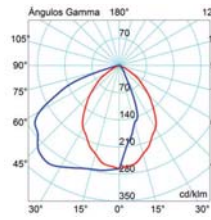
**LEVA**  
70892



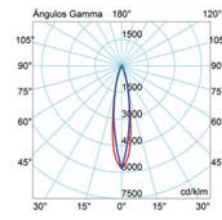
**LING**  
70812 / 70813



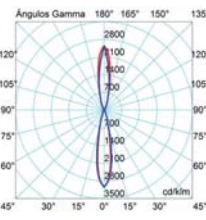
**LIO**  
71495



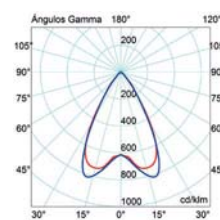
**LUXSTAR-1**  
70016



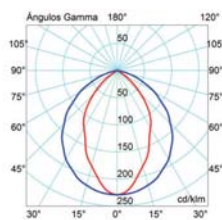
**MARAT-1**  
70551



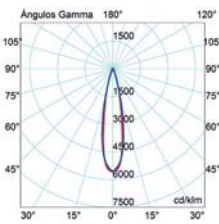
**MARAT-2**  
70552



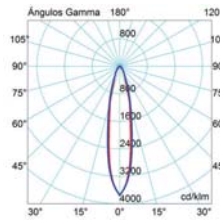
**MINI-PROJECT**  
71383 / 71390



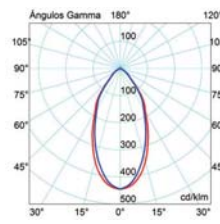
**MYSORE**  
71476



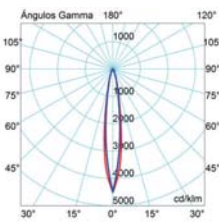
**NYASA**  
70465



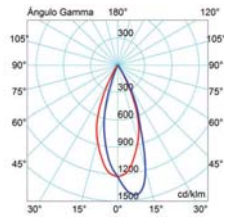
**ONDA**  
70120



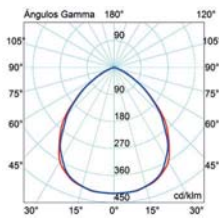
**PARK-1**  
71391



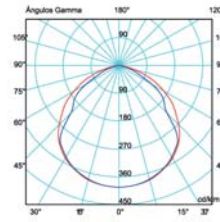
**PARK-3**  
71393



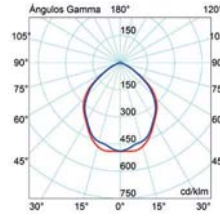
**PROA**  
74400



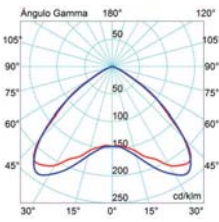
**PROJECT**  
71382 / 71389



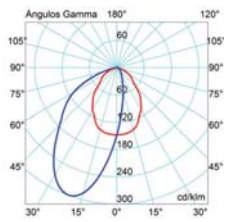
**SENTINEL**  
75099



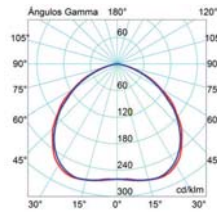
**SIL**  
70112



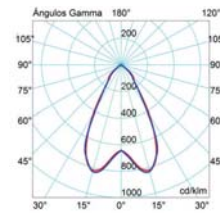
**TECNO-1**  
71483



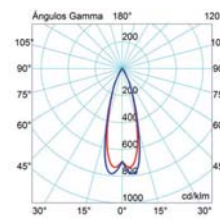
**TECNO-3**  
71485



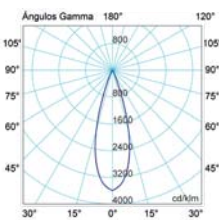
**TECNO-6**  
71488



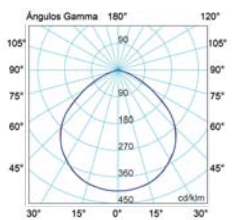
**TECNO-6**  
71489



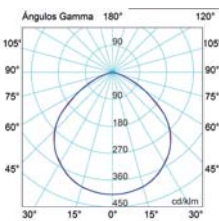
**TECNO-7**  
71492



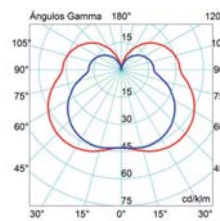
**TOBA**  
70136



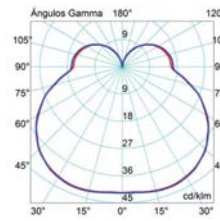
**TORAN-1**  
70139



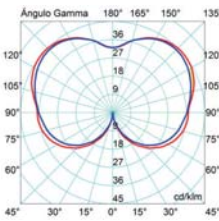
**TORAN-2**  
70140



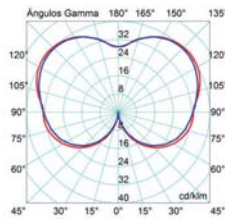
**TRIAL**  
74380



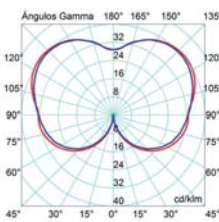
**TRIAL**  
74381



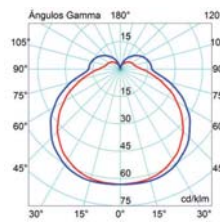
**TRIAL**  
74382



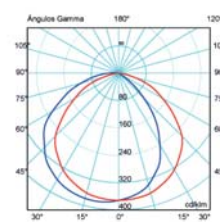
**TRIAL**  
74384



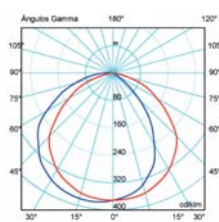
**TRIAL**  
74385



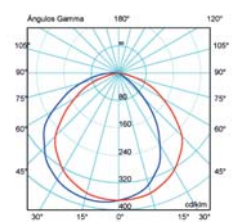
**TRIAL**  
74386



**YAK**  
75105 / 75106



**YAK**  
75108



**YAK**  
75110





























## SYMBOLS/SIMBOLOS/SYMBOLS

	GB	ES	FR	PT	GER	NL
	Has a protective earth Class I protection	Con toma de tierra Aislamiento clase I	Avec prise de terre Catégorie de protection I	Com ligação terra Isolamento classe I	Mit Erdung Isolierung der Klasse I	Met aardleiding Isolatie klasse I
	Reinforced or double insulation (class II protection)	Aislamiento clase II	Isolement de protection (classe de protection II)	Isolamento (clase II)	Isolierung der Klasse II	Isolatie klasse II
	Low voltage protection (class III protection)	Aislamiento clase III	Très basse tension de protection (classe protec. III)	Isolamento (clase III)	Isolierung der Klasse III (für montage auf)	Isolatie klasse III
	Exclusive use	Uso exclusivo	Utilisation exclusive	Uso exclusivo	Ausschließliche Verwendung	Exclusief gebruik
	Not included Included	No incluida Incluida	Non incluse Incluse	Não incluída Incluída	Nicht eingeschlossen Eingeschlossen	Niet inbegrepen Inbegrepen
	Without shade Sockets	Sin pantalla Tomas	Sans abat-jour Prises	Sem abat jour Tomadas	Ohne Schirm Anschlüsse	Zonder scherm Aansluitingen
	Cable	Cable	Câble	Cabo	Kabel	Kabel
	Cut out	Agujero para empotrar	Trou d'encastrement	Furo para encastrar	Bohrloch zum Einbauen	Gat om in te bouwen
	Service time Charging time	Autonomía Tiempo de carga	Autonomie Temps de charge	Autonomia Tiempo de carga	Brenndauer Aufladezeit	Autonomie Herlaadtijd
	Adjustable duration time	Tiempo de ajuste	Temps de réglage	Tempo de ajuste	Einstellzeit	Afsteltijd
	Resistance in kg	Resistencia en kg	Résistance en kg	Resistência em kg	Widerstand in kg	Weerstand in kg
	Detection angle Sensor movement	Ángulo de detección -Sensor de movimiento	Angle de détection Détecteur de mouvement	Angulo de detaccao -Sensor de movimento	Detektionswinkel Bewegungssensor	Beschermingshoek Bewegungssensor
	With equipment, ballast included Special transformer	Con equipo, reactancia incluida Transformador especial	Avec l'équipement, ballast inclus Transformateur spécial	Com equipamento, equipamento incluído Transformador especia	Ausrüstung, reaktanz inbegriffen Spezieller Transformator	Met uitrusting, reactancia inbegrepen Speciale transformator
	DRIVER	DRIVER	DRIVER	DRIVER	DRIVER	DRIVER
	Shock resistance	Resistencia a golpes	Résistance aux chocs	Resistência a choque	Schockfestigkeit	Schokbestendigheid
	Recessed box	caja empotrar	Boîte encastrée	Recesso box	Einbaugeschäuse	Recessed box
	Maintenance steel	Mantenimiento acero	Acier maintenance	Aço manutenção	Wartung Stahl	Onderhoud Staal
	Dimable	Dimmable	Réglable	Regulável	Dimmbar	Dimbaar
	Light detector	Sensor de luz	Détecteur de lumière	Sensor de luz	Lichtsensor	Lichtsensor
	Day/night	Día/noche	Jour/nuit	Dia/noite	Nacht	Dag/nacht
	Adjustable	Orientable	Orientable	Ajustável	Verstellbar	Verstelbare
	Remote control	Mando a distancia	Télécommande	Comando à distancia	Vernbedienung	Dubbele intensiteit
	Photometric	Fotométrica	Photométrique	Fotométrico	Photometrische	Fotometrische
	Light up	Luz arriba	Lumière de haut	Luz para cima	Licht auf	Lichte omhoog
	Light down	Luz abajo	Lumière vers les bas	Luz para baixo	Licht nach unten	Licht omlaag
	Light up and down	Luz arriba y abajo	Lumière de haut en bas	Luz para cima e para baixo	Licht auf und ab	Licht boven en beneden
	Beam angle	Grados apertura	Grades halo lumineux	Notas luz	Light grade	Licht rangen
	Blister	Blister	Blister	Blister	Blister	Blister
	Underwater x mts	Sumergibles x mts	Sous-marin x mts	Debaixo d'água x mts	Unterwasser x mts	Onderwater x mts
	Spike	Estaca	Piquet	Spike	Spike	Spike
	Adjustable	Orientable	Orientable	Ajustável	Drehbar	Verstelbare



	I	GRK	RUS	CZ	BL	PL
	Con messa a terra Isola. tipo I	Με γείωση Μόνωση κλάσης I	С контактом заземления Изоляция класс I	S uzemněním Izolace třídy I	Със заземляване Изолация клас I	Z uziemieniem Izolacja klasy I
	Isolamento tipo II	Μόνωση κλάσης II	Изоляция класс II	Izolace třídy II	Изоляция клас II	Izolacja klasy II
	Isolamento tipo III	Μόνωση κλάσης III	Изоляция класс III	Izolace třídy III	Изоляция клас III	Izolacja klasy III
	Utilizzi soltanto la lampada de saving di energia	αποκλειστική χρήση λαμπτήρας χαμηλής κατανάλωσης	уникальная система энергосберегающая лампочка	Pouze úsporné užití	За ползване само с енергоспестяващи крушки	Wyłącznie do użytku energooszczędnego
	Non inclusa Inclusa	Δεν συμπεριλαμβάνεται συμπεριλαμβάνεται	Не включена включена	Není přiložena Přiložena	Не е включена Включена	Nie dołączono Dołączono
	Senza paralume Prese	Χωρίς καπέλο Πρίζες	Без экрана Розетки	Bez obrazovky/přívodů	Без екран/контакти	Bez ekranu/gniazdek
	Cavo	Καλώδιο	кабель	kabel	кабел	kabel
	Foro per incasso	Οπή για εντοίχιση	Отверстие для встраивания	Otvor k vložení	Μонтажен отвор	Otwór do mocowania
	Autonomia Tiempo de carga	Αυτονομία Χρόνος επαναφόρτισης	Длительность работы Время зарядки	Výdrž - doba nabíjení	Време за автономна работа време за зареждане	Zakres czasu ładowania
	Tempo di regolazione	Χρόνος προσαρμογής	Время регулировки	Čas seřízení	Време за настройка	Czas regulacji
	Resistenza in kg	Ανθεκτικότητα σε κιλά	Спротивление в килограммах	Odolnost v kg	Устойчивост в килограми	Wytrzymałość w kilo
	Angolo di rilevamento -Sensore movimento	Γωνία ανίχνευσης Αισθητήρας κίνησης	Угол обнаружения Датчик движения	Detekční úhel / senzor pohybu	Ъглов обхват / сензор за движение	Kąt wykrywania/czujnik ruchu
	Con attrezzatura reattanza inclusa Trasformatore speciale	Με εξοπλισμό Συμπεριλαμβάνεται αντίσταση Ειδικός μετασχηματιστής	С оборудованием сопротивление включено Специальный трансформатор	Včetně zařízení reaktance Speciální transformátor	С оборудване включено съпротивление Специален трансформатор	Zestaw reakcji w komplecie Specjalny transformator
	DRIVER	DRIVER	DRIVER	DRIVER	DRIVER	DRIVER
	Resistenza agli urti	Σοκ αντίσταση	Ударопрочность	Odolnost proti rázům	Шоково съпротивление	Odporność na wstrząsy
	Incasso box	χωνευτα κουτι	Монтажная коробка	Recessed box	за вграждане box	Puszka
	Manutenzione in acciaio	Χάλυβα Συντήρηση	Техническое обслуживание сталь	Údržba ocel	Поддръжка стомана	Stali Konserwacja
	Regolabile	ροοστάτη	затемняемый	Strmívatelné	диммиране	ściemniania
	Sensor luce	Αισθητήρας φωτός	Датчик света	Světelný senzor	светлинен сензор	Czujnik światła
	Giorno/notte	День/Ночь	Нѐмѐра – нѐхта	Den/noc	Ден/нощ	Dzień/noc
	Regolabile	ρυθμιζόμενο	Регулируемый	Nastavitelný	Регулируеми	Orientacja
	Doppia intensità	Τηλεχειριστήριο	Дистанционное управление	Dálkové ovládání	Дистанционно управление	Zdalne sterowanie
	Fotometrica	φωτομετρικός	фотометрический	Fotometrické	Фотометрично	Fotometryczny
	Luce su	φωσ εγγραφη	Свет вверх	Osvětlit	лайт нагоре	Zapalać się
	Luce giù	φωσ κάτω	Свет вниз	Světlo dolů	лайт надолу	Światło w dół
	Luce su e giù	φωσ εγγραφη και κάτω	Свет вверх и вниз	Světlo nahoru a dolů	лайт нагоре и надолу	Światło w górę iw dół
	Gradi di luce	φωσ βαθμών	Светлые сорта	Světlo třídy	Светлинии марки	Lekkie klasy
	Blister	Blister	Blister	Blistr	блистер	Blister
	Subacquea x mts	Υποβρυχια x mts	подводный x мтс	Pod vodou x mts	подводни x mts	x mts podwodne
	Picco	Spike	Спайк	Spike	Спайк	Spike
	Regolabile	ρυθμιζόμενο	Регулируемый	Nastavitelný	Регулируеми	Orientacja

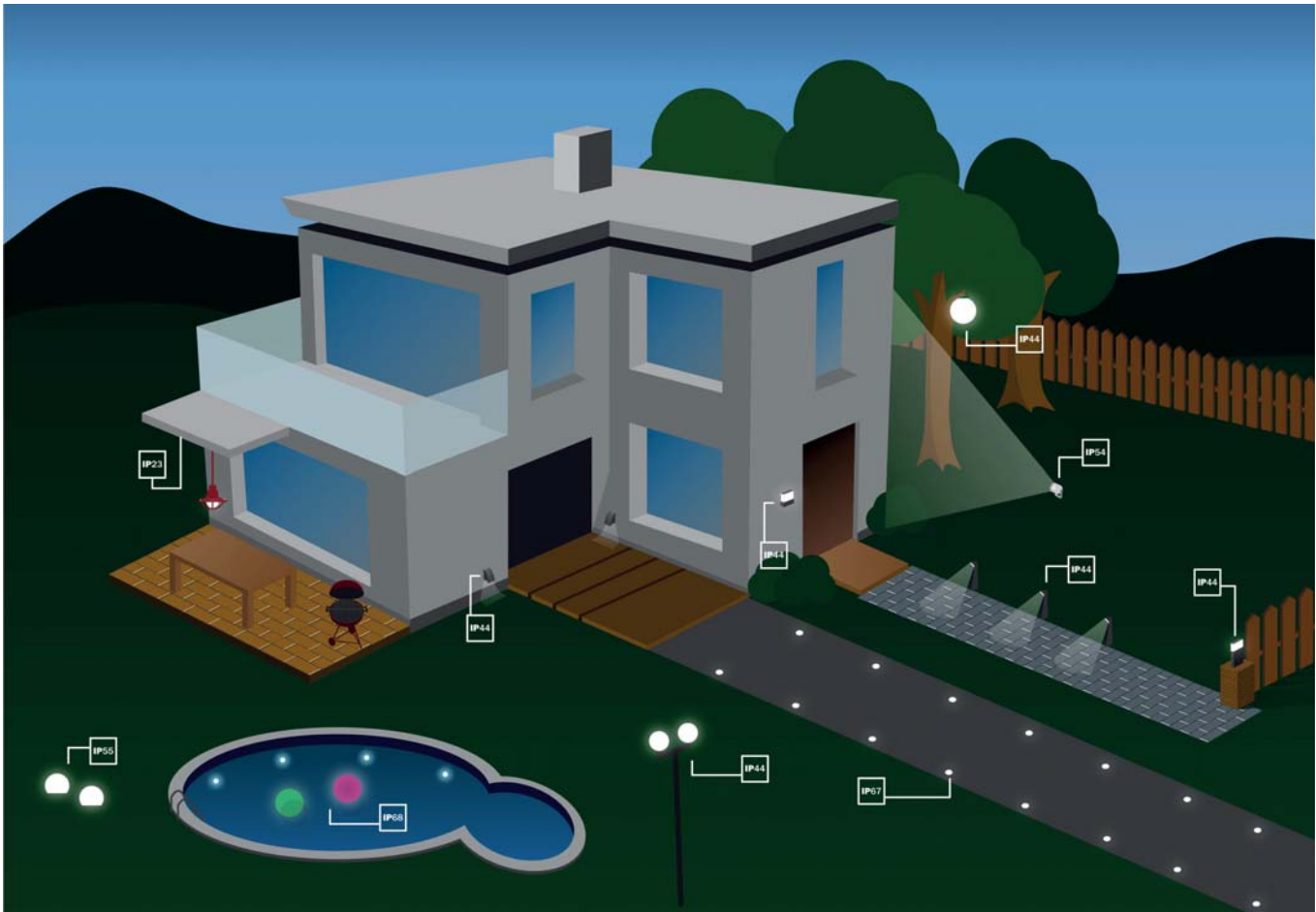
**FINISHES/ACABADOS/FINITIONS**

				
<b>ALUMINIUM</b> ALUMINIUM ALUMINIO	<b>BLACK</b> NEGRO NOIR	<b>BLUE</b> AZUL BLEUE	<b>BORDEAUX</b> BURDEOS BORDEAUX	<b>BROWN</b> MARRÓN MARRON
				
<b>BROWN</b> MARRÓN MARRON	<b>BRUSHED BROWN</b> MARRÓN CEPILLADO BRUN BROSSÉ	<b>CHROME</b> CROMO CHROMÉ	<b>DARK BROWN</b> MARRÓN OSCURO MARRON FONCÉ	<b>DARK GREY</b> GRIS OSCURO GRIS NOIR
				
<b>FUCHSIA</b> FÚCSIA FUCHSIA	<b>GREY</b> GRIS GRIS	<b>GREY</b> GRIS GRIS	<b>GREEN</b> VERDE VERT	<b>COLD WHITE</b> BLANCO FRÍO BLANC FROID
				
<b>MATT NICKEL</b> NIQUEL MATE NICKEL MAT	<b>NICKEL</b> NIQUEL NICKEL	<b>ORANGE</b> NARANJA ORANGE	<b>OLD GOLD</b> ORO ENVEJECIDO OR VIEILLI	<b>OLD SILVER</b> PLATA ENVEJECIDA ARGENT VIEILLI
				
<b>POLISHED ALUMINIUM</b> ALUMINIO PULIDO ALUMINIUM POLI	<b>RED</b> ROJO ROUGE	<b>RUST</b> MARRÓN ÓXIDO ROUILLE	<b>SILVER GREY</b> GRIS PLATA GRIS ARGENT	<b>WHITE</b> BLANCO BLANC
				
<b>WOOD</b> MADERA BOIS				

## MATERIALS/MATERIALES/MATÉRIAUX

	FR	PT	GER	NL	I	GRK	RUS	CZ	BL	PL
<b>ABS</b>	ABS	ABS	ABS	ABS	ABS	ABS	ABS	ABS	ABS	ABS
<b>ALUMINIUM</b>	Aluminium	Alumínio	Aluminium	Aluminium	Alluminio	Αλουμίνιο	Алюминий	Hlinik	Алуминий	Aluminium
<b>BEVELED GLASS</b>	Verre biseauté	Vidro bise-lado	Abgeschrägtes Glas	Schuine glas	Vetro smussato	λοξόμητη γυαλί	Скошенные стекла	Zkosené sklo	Beveled стъкло	Fazowane szkło
<b>BUBBLE GLASS</b>	Verre bullé	Vidro bolha	Blasenglas	Bubble glas	Vetro bolla	Γυαλί φούσκα	Рузырь стекло	Bublina sklo	балон стъкло	Szklane bańki
<b>DIE CAST ALUMINIUM</b>	Fonte d'aluminium	Alumínio fundido	Aluminium-guss	Gegoten aluminium	Ghisa alluminio	Χυτό αλουμίνιο	Ритого алюминия	Z litého hliníku	Рят алюминий	Odlw aluminiumowy
<b>EPOXI DIE CAST ALUMINIUM</b>	Fonte d'aluminium epoxi	Alumínio fundido epoxi	Epoxil Alum.-Druckguss	Epoxil gegoten aluminium	Epoxil allum. pressofuso	Εποξιλ χυτό αλουμίνιο	Εποξιλ литого под давлением алюминия	Epoxil hliníkový odlitek	Εποξιλ умират лят алюминий	Epoxil odlewane-go ciśnieniowo aluminium
<b>GLASS</b>	Verre	Vidro	Glas	Glas	Vetro	Γυαλί	Стекло	Sklo	Стъкло	Szko
<b>HEAT-RESISTANT ABS</b>	ABS Résistant à la chaleur	ABS Resistente ao calor	Hitzebeständige ABS	Hittebestendig ABS	ABS Resistente al calore	Ανθεκτικά στη θερμότητα ABS	Термостойкие ABS	Teplně odolná ABS	Толпоустойчив ABS	ABS odporny na ciepło
<b>METAL</b>	Métal	Metal	Metall	Metaal	Metallo	Μέταλλο	Металл	Kov	Метал	Metal
<b>OPAL ACRYLIC</b>	Acrylique opale	Opal acrílico	Opalacryl	Opaal acrylaat	Acrilico opale	Opal ακρυλικό	Опалового акрила	Opálový akrylát	Opal акрил	Opal akryl
<b>OPAL GLASS</b>	Verre opale	Vidro opal	Opalglas	Opaal glas	Vetro opalino	Opal γυαλί	Матовое стекло	Opálové sklo	Млечно стъкло	Szko mleczne
<b>OPAL PMMA</b>	PMMA opale	PMMA opal	Opal PMMA	Opaal PMMA	PMMA opale	Opal PMMA	PMMA акриловые	Opal PMMA	Opal PMMA	Mlecznego PMMA
<b>OPAL POLYCARBONATE</b>	Polycarbonate opale	Policar-bonato opal	Opal polycarbonat	Opaal polycarbonnat	Policar-bonato opale	Opal πολυάνθρακας	Опал поликарбонат	Opal polykarbonát	Opal поликарбонат	Mlecznego Poliweglan
<b>OPAL POLYETHYLENE</b>	Polyéthylène opale	Polietileno opal	Polyethylen opal	Polyethyleen opaal	Polietilene opale	Opal πολυαιθυλένιο	Опал полиэтилен	Opal Polyethylen opál	Opal Полиетиленови Опал	Polietylen opal
<b>OPAL PVC</b>	PVC opale	PVC opal	Opal PVC	Opaal PVC	PVC opale	Opal PVC	Опал PVC	Opal PVC	Opal PVC	PVC Poliweglan
<b>OPTICAL GLASS</b>	Verre optique	Vidro óptico	Optisches Glas	Optisch glas	Vetro ottico	Οπτική γυαλί	Оптическое стекло	Optické sklo	Оплично стъкло	Szka optycznego
<b>PEMD</b>	PEMD	PEMD	PEMD	PEMD	PEMD	PEMD	PEMD	PEMD	PEMD	PEMD
<b>PMMA</b>	PMMA	PMMA	PMMA	PMMA	PMMA	PMMA	PMMA	PMMA	PMMA	PMMA
<b>POLYCARBONATE</b>	Polycarbonate	Policarbonato	Polycarbonat	Polycarbonaat	Policarbonato	Πολυκαρβονικά	Поликарбонат	Polykarbonát	Поликарбонат	Poliweglan
<b>PVC</b>	PVC	PVC	PVC	PVC	PVC	PVC	PVC	PVC	PVC	PVC
<b>RUSTIC GLASS</b>	Verre rustique	Vidro rústico	Rustikale Glass	Rustieke Glass	Vetro rustico	ρουστικ Γυαλί	Сельский стекла	Rustikální sklo	Рустик стъкло	Rustic Szkło
<b>STAINLESS STEEL</b>	Acier inoxydable	Aço inoxidável	Edelstahl Rostfreier	Roestvrij staal	Acciaio inossi.	Ανοξείδωτο χάλυβα	нержавеющая сталь	Nerez	нерждаема стомана	Stali nierdzewnej
<b>STEEL</b>	Acier	Aço	Stahl	Staal	Acciaio	χάλυβας	сталь	Ocel	Стомана	Stal
<b>TEMPERED GLASS</b>	Verre trempé	Vidro temperado	Gehärtetes Glas	Gehard glas	Vetro temperato	γυαλί	закаленное стекло	Tvrzené sklo	Закалено стъкло	Szko hartowane
<b>TEMPERED TRANSPARENT GLASS</b>	Verre trempé transparent	Vidro transparente temperado	Gehärtetes Glas transparent	Gehard transparent glas	Vetro trasparente	Μετριάζεται διαφανές γυαλί	Закаленное прозрачное стекло	Tvrzené sklo čiré	Закалено прозрачно стъкло	Szko hartowane przejrzyste
<b>TRANSLUCENT GLASS</b>	Verre translucide	Vidro translúcido	Translucent Glas	Doorschijnend glas	Vetro traslucido	Διαφανές γυαλί	Прозрачные стекла	Translucent stъklo	Průhledné sklo	Przezroczyste szkło
<b>TRANSLUCENT POLYCARBONATE</b>	Polycarbonate translucide	Policar-bonato transl.	Translucent polycarbonat	Doorschijnend polycarbo.	Policar-bonato transl.	Διαφανές πολυάνθρακας	Прозрачные поликарбонат	Translucent polykarbonát	Průhledné поликарбонат	Przezroczyste Poliweglan
<b>TRANSLUCENT PVC</b>	PVC translucide	PVC translúcido	Translucent PVC	Doorschijnend PVC	PVC traslucido	Διαφανές PVC	Прозрачные PVC	Translucent PVC	Průhledné PVC	Przezroczyste PVC
<b>TRANSPARENT GLASS</b>	Verre transparent	Vidro transpa.	Transparentem Glas	Transparent glas	Vetro trasparente	Διαφανές γυαλί	Прозрачное стекло	Průhledné sklo	Прозрачно стъкло	Przezroczyste szkła
<b>TRANSPARENT POLYCARBONATE</b>	Polycarbonate transparent	Policarbonato transparente	Transparent polycarbonat	Transparent glas	Policarbonato trasparente	διαφανές πολυάνθρακικό	прозрачных поликарбонаты	Transparentní polycarbonate	прозрачен поликарбонат	Przezroczyste poliweglan
<b>TRANSPARENT PVC</b>	PVC transparent	PVC transp.	Transparentes PVC	Transparent PVC	PVC transp.	Διαφανές PVC	Прозрачное PVC	Průhledné PVC	Прозрачно PVC	PVC Poliweglan





**ENG**

**ES**

**FR**

**POR**

The first digit (IP x...) indicates the protection from solid objects.

- 0 Non protected.
- 1 Protected against solid objects bigger than 50 mm.
- 2 Protected against solid objects bigger than 12 mm.
- 3 Protected against solid objects bigger than 2,5 mm.
- 4 Protected against solid objects bigger than 1 mm.
- 5 Dust protected.
- 6 Dust tight.

La primera cifra (IP x...) indica la protección del aparato contra la penetración de cuerpos sólidos.

- 0 No protegido
- 1 Protegido contra la penetración de cuerpos sólidos con  $\varnothing \geq 50$  mm
- 2 Protegido contra la penetración de cuerpos sólidos con  $\varnothing \geq 12$  mm
- 3 Protegido contra la penetración de cuerpos sólidos con  $\varnothing \geq 2,5$  mm
- 4 Protegido contra la penetración de cuerpos sólidos con  $\varnothing \geq 1$  mm
- 5 Protegido contra el polvo
- 6 Totalmente protegido contra el polvo

Le premier chiffre (IP x...) indique le degré de protection des parties contre les corps solides.

- 0 Pas de protection.
- 1 Protection contre corps de diamètre supérieur à 50 mm.
- 2 Protection contre corps de diamètre supérieur à 12 mm.
- 3 Protection contre corps de diamètre supérieur à 2,5 mm.
- 4 Protection contre corps de diamètre supérieur à 1 mm.
- 5 Protection contre dépôts de poussière.
- 6 Protection contre toute infiltration de poussière.

O primeiro dígito (IP x...) indica o grau de protecção contra corpos sólidos.

- 0 Sem protecção.
- 1 Protegido contra a penetração de corpos sólidos com  $0 > 50$  mm.
- 2 Protegido contra a penetração de corpos sólidos com  $0 > 12$  mm.
- 3 Protegido contra a penetração de corpos sólidos com  $0 > 2,5$  mm.
- 4 Protegido contra a penetração de corpos sólidos com  $0 > 1$  mm.
- 5 Protegido contra o pó.
- 6 Totalmente protegido contra o pó.

The second digit (IP ...y) indicates protection from moisture.

- 0 Non protected.
- 1 Protected against dripping water.
- 2 Protected against dripping water when tilted up to 15°.
- 3 Protected against spraying water.
- 4 Protected against splashing water.
- 5 Protected against water jets.
- 6 Protected against heavy seas.
- 7 Protected against the effects of immersion.
- 8 Protected against submersion.

La segunda cifra (IP ...y) indica la protección del aparato contra la lluvia.

- 0 No protegido
- 1 Protegido contra la caída vertical de gotas de agua
- 2 Protegido contra la lluvia con un ángulo máx de 15° sobre la vertical
- 3 Protegido contra la lluvia con un ángulo máx de 60° sobre la vertical
- 4 Protegido contra salpicaduras y protección del agua
- 5 Protegido contra chorros de agua
- 6 Protegido contra potentes chorros de agua
- 7 Protegido contra inundaciones temporales.
- 8 Protegido contra inmersiones prolongadas

Le deuxième chiffre (IP ...y) indique le degré de protection contre l'eau.

- 0 Pas de protection.
- 1 Protection contre chute verticale de gouttes d'eau.
- 2 Protection contre chute de gouttes d'eau jusqu'à 15° de la verticale.
- 3 Protection contre pluie de 0° à 60° de la verticale et ruissellement.
- 4 Protection contre projections d'eau de toutes les directions.
- 5 Protection contre jets d'eau de toutes les directions.
- 6 Protection contre jets d'eau de forte pression et paquets de mer.
- 7 Protection contre immersion à moins d'un metre de profondeur.
- 8 Protection contre immersion permanente à plus d'un mètre de profondeur.

O segundo dígito (IP ...y) indica o grau de protecção contra po e chuva.

- 0 Sem protecção.
- 1 Protegido contra a queda vertical de gotas de água.
- 2 Protegido contra água em forma de chuva com um angulo max. de 15°.
- 3 Protegido contra água em forma de chuva com um angulo max. de 60°.
- 4 Protegido contra projecções de água.
- 5 Protegido contra jactos de água em todas as direcções.
- 6 Protegido contra potentes jactos de água.
- 7 Protegido contra a imersão temporária.
- 8 Protegido contra a imersão prolongada.

## GER

## NL

## IT

## GRK

Die erste Ziffer (IP x...) gibt den Schutz des Apparats gegen das Eindringen von festen Körpern an.

- 0** Nicht geschützt.  
**1** Geschützt gegen das Eindringen von festen Körpern mit  $\varnothing \geq 50$  mm.  
**2** Geschützt gegen das Eindringen von festen Körpern mit  $\varnothing \geq 12$  mm.  
**3** Geschützt gegen das Eindringen von festen Körpern mit  $\varnothing \geq 2,5$  mm.  
**4** Geschützt gegen das Eindringen von festen Körpern mit  $\varnothing \geq 1$  mm.  
**5** Geschützt gegen Staub.  
**6** Vollkommen gegen Staub geschützt.

Die zweite Ziffer (IP ...y) gibt den Schutz des Apparats gegen Regen an.

- 0** Nicht geschützt.  
**1** Geschützt gegen vertikal fallende Wassertropfen.  
**2** Geschützt gegen Regenfall mit einem Winkel von max. 15° über die aleanSenkrechte.  
**3** Geschützt gegen Regenfall mit einem Winkel von max. 60° über die Senkrechte.  
**4** Geschützt gegen Spritzer und Schutz gegen Wasser.  
**5** Geschützt gegen Wasserschauer.  
**6** Geschützt gegen starke Wasserschauer.  
**7** Geschützt gegen zeitweilige Überschwemmungen.  
**8** Geschützt bei länger anhaltendem Eintauchen.

Het eerste cijfer (IP x...) geeft de beschermingsgraad weer van het apparaat tegen het binnendringen van vaste elementen.

- 0** Biedt geen bescherming  
**1** Biedt bescherming tegen het binnendringen van vaste elementen met  $\varnothing \geq 50$  mm.  
**2** Biedt bescherming tegen het binnendringen van vaste elementen met  $\varnothing \geq 12$  mm.  
**3** Biedt bescherming tegen het binnendringen van vaste elementen met  $\varnothing \geq 2,5$  mm.  
**4** Biedt bescherming tegen het binnendringen van vaste elementen met  $\varnothing \geq 1$  mm.  
**5** Biedt bescherming tegen stof.  
**6** Biedt volledige bescherming tegen stof.

Het tweede cijfer (IP ...y) geeft de beschermingsgraad van het apparaat tegen de regen weer.

- 0** Biedt geen bescherming  
**1** Biedt bescherming tegen het verticaal neerkomen van waterdruppels.  
**2** Biedt bescherming tegen regen met een max. hoek van 15° over verticaal.  
**3** Biedt bescherming tegen regen met een max. hoek van 60° over verticaal.  
**4** Biedt bescherming tegen spetters en tegen water.  
**5** Biedt bescherming tegen waterstralen.  
**6** Biedt bescherming tegen krachtige waterstralen.  
**7** Biedt bescherming tegen tijdelijke overstromingen.  
**8** Biedt bescherming tegen langdurige onderdempelingen.

La prima cifra (IP x...) indica la protezione del sistema contro l'ingresso di corpi solidi.

- 0** Non protetto  
**1** Protetto contro l'ingresso di corpi solidi con  $\varnothing \geq 50$  mm.  
**2** Protetto contro l'ingresso di corpi solidi con  $\varnothing \geq 12$  mm.  
**3** Protetto contro l'ingresso di corpi solidi con  $\varnothing \geq 2,5$  mm.  
**4** Protetto contro l'ingresso di corpi solidi con  $\varnothing \geq 1$  mm.  
**5** Protetto contro la polvere.  
**6** Totalmente protetto contro la polvere.

La seconda cifra (IP ...y) indica la protezione del sistema contro la pioggia.

- 0** Non protetto  
**1** Protetto contro la caduta verticale di gocce d'acqua.  
**2** Protetto contro la pioggia con angolo max. di 15° sulla verticale.  
**3** Protetto contro la pioggia con angolo max. di 60° sulla verticale.  
**4** Protetto contro gli spruzzi e l'ingresso di acqua.  
**5** Protetto contro i getti d'acqua.  
**6** Protetto contro i getti potenti d'acqua.  
**7** Protetto contro inondazioni temporanee.  
**8** Protetto contro le immersioni prolungate.

Το πρώτο νούμερο (IP x...) υποδεικνύει την προστασία της συσκευής κατά της διείσδυσης στερεών αντικειμένων.

- 0** Χωρίς προστασία  
**1** Με προστασία κατά της διείσδυσης στερεών αντικειμένων διαμέτρου  $\varnothing \geq 50$  mm  
**2** Με προστασία κατά της διείσδυσης στερεών αντικειμένων διαμέτρου  $\varnothing \geq 12$  mm  
**3** Με προστασία κατά της διείσδυσης στερεών αντικειμένων διαμέτρου  $\varnothing \geq 2,5$  mm  
**4** Με προστασία κατά της διείσδυσης στερεών αντικειμένων διαμέτρου  $\varnothing \geq 1$  mm  
**5** Με προστασία κατά της σκόνης  
**6** Με πλήρη προστασία κατά της σκόνης  
 Το δεύτερο νούμερο (IP ...y) υποδεικνύει την προστασία της συσκευής κατά της βροχής.  
**0** Χωρίς προστασία  
**1** Με προστασία κατά της κάθετης πτώσης σταγόνων νερού  
**2** Με προστασία κατά της βροχής με μέγιστη γωνία 15° επί καθέτου  
**4** Με προστασία κατά των ππισιομάτων και προστασία νερού  
**5** Με προστασία κατά της ροής νερού  
**6** Με προστασία κατά της έντονης ροής νερού  
**7** Με προστασία κατά των παροδικών πλημμυρών  
**8** Με προστασία κατά της μακρόχρονης βύθισης

## RUS

## CZ

## BL

## PL

Первая цифра (IP x...) указывает на защиту прибора от проникновения твердых тел.

- 0** Не защищен  
**1** Защищен от проникновения твердых тел  $\varnothing \geq 50$  мм  
**2** Защищен от проникновения твердых тел  $\varnothing \geq 12$  мм  
**3** Защищен от проникновения твердых тел  $\varnothing \geq 2,5$  мм  
**4** Защищен от проникновения твердых тел  $\varnothing \geq 1$  мм  
**5** Защищен от пыли  
**6** Полностью защищен от пыли

Вторая цифра (IP ...y) указывает на защиту прибора от воды.

- 0** Не защищен  
**1** Защищен от попадания вертикальных капель воды  
**2** Защищен от дождевых струй под углом до 15° по вертикали  
**4** Защищен от брызг и попадания воды  
**5** Защищен от потоков воды  
**6** Защищен от сильных потоков воды  
**7** Защищен от проникновения воды при временном затоплении  
**8** Защищен от проникновения воды при длительном погружении.

První číslice (IP x...) označuje stupeň ochrany přístroje proti průniku pevných částic.

- 0** Nechráněno  
**1** Chráněno proti průniku pevných částic s  $\varnothing \geq 50$  mm  
**2** Chráněno proti průniku pevných částic s  $\varnothing \geq 12$  mm  
**3** Chráněno proti průniku pevných částic s  $\varnothing \geq 2,5$  mm  
**4** Chráněno proti průniku pevných částic s  $\varnothing \geq 1$  mm  
**5** Chráněno proti prachu  
**6** Kompletně chráněno proti prachu

Druhá číslice (IP ...y) označuje ochranu proti vnikání vlhkosti.

- 0** Bez ochrany.  
**1** Ochrana před visle kapající vodou.  
**2** Ochrana před vodou kapající se sklonem do 15°.  
**3** Ochrana před vodou dopadající se sklonem 60° (dešti).  
**4** Ochrana před stříkající vodou.  
**5** Ochrana před tryskající vodou (tlakovou vodou).  
**6** Ochrana před intenzivně tryskající vodou.  
**7** Ochrana při dočasném ponoření.  
**8** Ochrana při trvalém ponoření.

Първата цифра (IP x...) означава защита на уреда от попадане на твърди тела.

- 0** Без защита  
**1** Защита от попадане на твърди тела с  $\varnothing \geq 50$  mm  
**2** Защита от попадане на твърди тела с  $\varnothing \geq 12$  mm  
**3** Защита от попадане на твърди тела с  $\varnothing \geq 2,5$  mm  
**4** Защита от попадане на твърди тела с  $\varnothing \geq 1$  mm  
**5** ащита от прах  
**6** Изцяло защитен от прах

Втората цифра (IP ...y) указва нивото на защита от влага.

- 0** не е защитен  
**1** защитен от капеща вода  
**2** защитен от водна под наклон до 15°  
**3** защитен от пръски вода  
**4** защитен от пръскаща вода  
**5** защитен от водна струя  
**6** защитен срещу обилни валежи  
**7** защитен от ефекта на потапяне  
**8** защитен при потапяне във вода

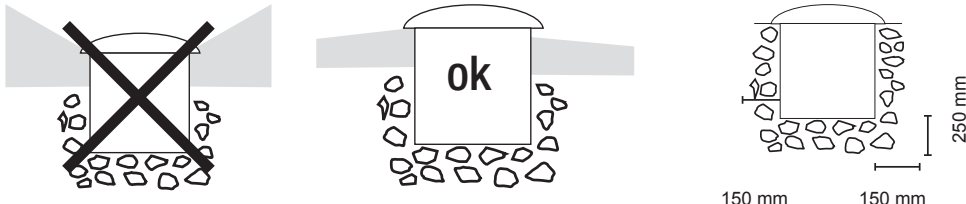
Pierwsza cyfra (IP x...) oznacza zabezpieczenie urządzenia przed wnikaniem ciał stałych.

- 0** Niezabezpieczono  
**1** Zabezpieczono przed wnikaniem ciał stałych za pomocą  $\varnothing \geq 50$  mm  
**2** Zabezpieczono przed wnikaniem ciał stałych za pomocą  $\varnothing \geq 12$  mm  
**3** Zabezpieczono przed wnikaniem ciał stałych za pomocą  $\varnothing \geq 2,5$  mm  
**4** Zabezpieczono przed wnikaniem ciał stałych za pomocą  $\varnothing \geq 1$  mm  
**5** Zabezpieczono przed pyłem  
**6** Całkowicie zabezpieczono przed pyłem

Druga z cyfr kodu (IP ...y) oznacza stopień ochrony przed wilgocią.

- 0** brak ochrony  
**1** ochronione przed kroplami wody (kapiącymi pionowo)  
**2** ochrona przed kroplami wody padającymi pod kątem 15° z każdej strony  
**3** ochrona przed natryskującą wodą  
**4** ochrona przed rozbrzdującą się wodą  
**5** ochrona przed strumieniami wody  
**6** ochrona przed dużymi strumieniami wody  
**7** ochrona przed zanurzeniem krótkotrwałym w wodzie  
**8** ochrona przed całkowitym zalaniem wodą (zanurze niem ciągłym)

**RECESSED DRAINAGE/DRENAJE EMPOTRABLES/DRAINAGE D'ENCASTRABLES**



Placing sunken lighting in the ground  
Colocación del empotrable en el terreno  
Installation de l'encastrable sur le terrain

Minimum drainage measures  
Medidas mínimas de drenaje  
Mesures de drainage minimum

**ENG ES FR**

**Placing sunken lighting in the ground**

All sunken lights are ready for installing in the ground or in cement. Always ensure that they are not placed in watercourses or depressions in the ground. Position the mounting box surrounded by the fastening material to ensure that it does not tip or fall over. There must be a layer of gravel below and around the mounting box for draining purposes (see drawing). Correct drainage should allow 5 litres of water to be absorbed within 8 minutes. The glass can reach high temperatures, so contact with people and objects should be avoided. We recommend that the outside of the apparatus be cleaned regularly to stop foreign materials from preventing the dissipation of heat which leads to changes in the components and a loss of watertightness. Follow the installation and assembly instructions and maintenance recommendations very carefully.

**Condensation**

To minimise possible condensation inside the device, turn it on for 1 hour without the protective glass, closing it immediately once this time has elapsed.

**Colocación del empotrable en el terreno**

Todos los empotrables están previstos para una instalación en tierra o en cemento. Evite siempre colocarlo en vaguadas o depresiones del terreno. Coloque la caja de empotrar rodeada de material de sujeción para evitar que se incline o se hunda. Por debajo y alrededor de la caja de empotrar debe existir una capa de grava para drenaje (ver dibujo). Un drenaje correcto debe permitir la absorción de 5 litros de agua en 8 minutos. El cristal puede alcanzar temperaturas elevadas por lo tanto evite el contacto con personas o cosas. Es aconsejable limpiar frecuentemente el exterior del aparato para evitar así que materiales extraños impidan la disipación del calor con la consiguiente alteración de los componentes y pérdida de estanqueidad. Siga detenidamente las instrucciones de instalación y montaje así como las recomendaciones de mantenimiento.

**Condensación**


Para minimizar la posible condensación de vapor de agua dentro del aparato, debe hacerse funcionar durante 1 hora sin el cristal de protección, transcurrido ese periodo de tiempo, ciérrela inmediatamente.

**Installation de l'encastrable sur le terrain**

Tous les luminaires encastrables sont prévus pour une installation dans la terre ou le ciment. Évitez toujours de les installer dans des lignes de creux ou des dépressions du terrain. Installer le boîtier d'encastrement avec ses supports afin d'éviter qu'il ne soit incliné ni trop enfoncé. Sous le boîtier d'encastrement et autour de celui-ci, il doit y avoir une couche de gravier pour le drainage (voir dessin). Un drainage correct doit permettre l'absorption de 5 litres d'eau en 8 minutes. Le verre peut atteindre des températures élevées, évitez par conséquent tout contact avec les personnes ou des objets. Il est conseillé de nettoyer fréquemment l'extérieur de l'appareil, afin d'éviter que des corps étrangers n'empêchent la dissipation de la chaleur puis l'altération des composants et la perte d'étanchéité. Suivez attentivement les instructions d'installation et de montage, ainsi que les recommandations de maintenance.

**Condensation**

Pour minimiser les risques de condensation de la vapeur d'eau intérieur de l'appareil doit être exploité pendant une heure sans le verre de protection, après cette période temps, fermer immédiatement.



**BEACONS/BALIZAS/BALISES**

To ensure the proper conservations of beacons we recommend their installation on a plinth, never directly onto the ground or lawn. Para una correcta conservación de las balizas, recomendamos su aplicación sobre una pilastra a un nivel superior, y nunca sobre tierras o césped. Pour un bon maintenance de balises, nous recommandons son application sur un pilier à un niveau supérieur, et jamais sur terre ou sur l'herbe.

**STAINLESS STEEL/ACERO INOXIDABLE/ACIER INOXYDABLE**

**ENG ES FR**

**Limpieza y mantenimiento del acero inoxidable**

Le aconsejamos que siga las siguientes recomendaciones para la conservación y mantenimiento de todos aquellos artículos fabricados en acero inoxidable. En zonas industriales o costeras se pueden producir corrosiones localizadas por acumulaciones de contaminantes llevados por el aire, asegúrese que se eliminan dichos contaminantes utilizando un paño húmedo o una gamuza. En caso de suciedad más difícil le recomendamos que utilice un limpiador que incluya ácido fosfórico siempre con el uso de estropajos o cepillos suaves de nylon, nunca usar estropajos de acero. La frecuencia de limpieza que le recomendamos para una suciedad moderada es de 6-12 meses y de 3 meses cuando es más abundantes. Especialmente en ambientes que recojan las siguientes condiciones:

- Atmosferas marinas.
- Ambientes cargados de contaminantes industriales.
- Suciedad atmosférica y del tráfico.

**Cleaning and maintenance of stainless steel**

It is advisable to follow the recommendations listed below for the correct maintenance and upkeep of all products manufactured from stainless steel. In industrial or coastal areas localized corrosion can be caused by the accumulation of contaminants carried by the air. By using a cloth or duster will insure the elimination of these contaminants. In the case dirt which is more difficult to remove, it is recommended the use of a cleaner which includes phosphoric acid, ensuring that a scrubber or soft nylon brush is used, never use a steel scrubber. It is recommendable to clean stainless steel every 6 to 12 months for average dirt and every 3 months for more severe cases. Especially in the following atmospheric conditions:

- Marine atmospheres.
- Atmospheres which contain a lot of industrial contaminants.
- Atmospheric and traffic pollution.

**Nettoyage et entretien de l'acier inoxydable**

Nous vous conseillons de suivre les suggestions pour la conservation et entretien de tous les articles fabriqués en acier inoxydable. Dans les zones industrielles ou proches au littoral, il peut s'y produire des corrosions localisées par l'accumulation de contaminants apportés par l'air, assurez-vous que ces contaminants puissent s'éliminer avec un torchon humide ou une peau de chamois. En cas de saleté plus difficile, nous vous conseillons d'utiliser un nettoyant à base d'acide phosphorique, toujours à utiliser avec des tampons à récurer ou des brosses douces en nylon, ne jamais utiliser de tampons à récurer en acier. La fréquence de nettoyage que nous vous conseillons pour une saleté modérée est de 6 à 12 mois et de 3 mois quand celle-ci est plus abondante. Surtout dans les ambiances avec les conditions suivantes:

- Atmosphères marines.
- Ambiances chargées de contaminants industriels.
- Saleté atmosphérique et de circulation.



## GENERAL INFORMATION/INFORMACIÓN GENERAL/INFORMATIONS GÉNÉRALES

## ENG

The technical information detailed in our catalogue can be modified in order to improve the features or design of our products.

Faro Barcelona keeps the right to cancel or modify any model without prior notice and without any cause for complaints.

The conditions, technical characteristics and prices of the products that appear in this catalogue are the effective ones in the date of impression of the catalogue except for typographical error and are subject to possible changes.

The catalogue prices are public prices.

RATES DO NOT INCLUDE VAT.

Prices valid for: Belgium, France, Greece, Germany, Holland, Portugal and Spain.

Returned goods shall only be accepted, after prior notice being given to LOREFAR, on the grounds of being defective and never on the basis of broken glass or missing parts. In such cases, please contact us so that we can send you the required parts as a matter of urgency.

Exchanges or returns of goods in good condition will not be accepted. In the event of express acceptance by LOREFAR, a 20% charge shall be incurred, on receipt and checking, for depreciation and classification of the goods.

## ES

La información referente a nuestros productos puede ser modificada con el fin de mejorar las características técnicas o de diseño.

Faro Barcelona se reserva el derecho de anular o modificar cualquier modelo sin previo aviso y sin que sea motivo de reclamaciones.

Las condiciones, características y precios de los productos que aparecen en este catálogo son los vigentes en la fecha de impresión del catálogo salvo error tipográfico y están sujetos a posibles modificaciones.

Los precios mostrados son precios de venta al público (PVP).

IVA NO INCLUIDO EN TARIFA

Tarifa válida para Alemania, Bélgica, España, Francia, Grecia, Holanda y Portugal.

Previa comunicación a Lorefar sólo se aceptará la mercancía devuelta por defectuosa, nunca por cristales rotos o falta de algún componente. En estos casos rogamos se pongan en contacto con nosotros para enviarles urgentemente las piezas requeridas.

No se admitirán cambios ni devoluciones de mercancía en buen estado. En caso de aceptación explícita por parte de Lorefar, a su recepción y comprobación se emitirá un cargo del 20% en concepto de depreciación y clasificación de la mercancía.

## FR

L'information qui se réfère à nos produits peut être modifiée afin d'améliorer les caractéristiques technique ou de design.

Faro Barcelona se réserve le droit d'annuler ou de modifier n'importe quel modèle sans préavis et sans que cela soit motif de réclamations.

Les conditions, caractéristiques et prix des produits qui apparaissent dans ce catalogue sont celles en vigueur à la date d'impression du catalogue sauf erreur typographique et sont susceptible d'être modifiées ultérieurement.

Les prix du catalogue son les prix de vente public .

IVA NON COMPRISE DANS LE TARIF.

Tarif valable pour la France, l'Allemagne, la Belgique, l'Espagne, la Grèce, les Pays-Bas et le Portugal.

Seule sera acceptée en retour la marchandise défectueuse, et ce après communication à LOREFAR. LOREFAR n'acceptera jamais de retour pour du verre brisé ou pour l'absence d'un composant quelconque. Dans ces derniers cas, nous vous prions de vous mettre en contact avec nous afin que nous vous fassions parvenir dans les plus brefs délais les pièces nécessaires. La marchandise en bon état ne sera ni reprise ni échangée. En cas d'acceptation explicite de sa part, LOREFAR retiendra 20% au titre de la dépréciation et de la classification du produit.

## POR

A informação referente aos nossos produtos pode ser modificada com o fim de melhorar as características técnicas ou de desenho.

A Faro Barcelona reserva-se o direito de anular ou modificar qualquer modelo sem aviso prévio e sem que seja motivo de reclamações.

As condições, características e preços dos produtos que aparecem neste catálogo são os vigentes na data de impressão do catálogo salvo erro tipográfico e estão sujeitos a possíveis modificações. Os preços mostrados são preços de venda ao público (PVP).

IVA NÃO INCLUÍDO NA LISTA DE PREÇOS

Lista de preços válida para Alemanha, Bélgica, Espanha, França, Grécia, Holanda e Portugal.

Mediante comunicação prévia à Lorefar, apenas se aceitará a mercadoria devolvida por defeito, nunca por vidros partidos ou falta de algum componente. Nestes casos pedimos que entrem em contacto conosco para lhes enviarmos urgentemente as peças requeridas.

Não serão admitidas alterações nem devoluções de mercadoria em bom estado. Em caso de aceitação explícita por parte da Lorefar, na sua recepção e comprovação emitir-se-á um débito de 20% a título de depreciação e classificação da mercadoria.

## GER

Die Information über unsere Produkte kann im Zusammenhang mit den Verbesserungen ihrer technischen Eigenschaften und ihres Designs jederzeit geändert werden.

Faro Barcelona behält sich das Recht vor, seine Modelle jederzeit und ohne vorherige Ankündigung vom Markt zu nehmen, ohne dass sich daraus ein Anrecht auf Beschwerden ableiten könnte.

Die Bedingungen, Eigenschaften und Preise der Produkte in diesem Katalog gelten zum Datum der Drucklegung des Katalogs vorbehaltlich Druckfehler und können jederzeit geändert werden. Diese Preise gelten für den Direktverkauf an den Kunden.

DIE MEHRWERTSTEUER IST NICHT IN DEN PREISEN EINGESCHLOSSEN

Preisliste gültig für Deutschland, Belgien, Spanien, Frankreich, Griechenland, Holland und Portugal.

Nach vorheriger Kommunikation kann Lorefar die Rücklieferung von schadhafter Ware akzeptieren, jedoch niemals wegen beschädigten Glasteilen oder fehlenden Komponenten. In letzteren Fällen setzen Sie sich bitte zwecks schneller Zusendung der notwendigen Teile in Verbindung.

Wir tauschen keine Waren in gutem Zustand um oder nehmen sie zurück. Bei ausdrücklicher Annahme durch Lorefar nach Erhalt und Überprüfung stellen wir Ihnen 20% des Preises für Wertverminderung und Handhabung der Ware in Rechnung.

## NL

De informatie over onze producten kan gewijzigd worden met als doel de technische eigenschappen of het design te verbeteren.

Faro Barcelona behoudt zich het recht voor onaangekondigd modellen te schrappen of te wijzigen en zonder dat dit aanleiding tot een klacht vormt.

De voorwaarden, eigenschappen en prijzen van de producten in deze catalogus zijn geldig op het moment van druk van de catalogus tenzij sprake is van een drukfout. Zij zijn onderhevig aan mogelijke wijzigingen. De getoonde prijzen betreffen verkoopprijzen.

Btw NIET BIJ DE PRIJS INBEGREPEN

Prijzen gelden voor Duitsland, België, Spanje, Frankrijk, Griekenland, Nederland en Portugal.

Lorefar aanvaardt uitsluitend defecte teruggezonden goederen nadat zij hierover van tevoren op de hoogte is gesteld. Dit geldt niet voor gebroken glas of het ontbreken van onderdelen. In deze gevallen wordt u verzocht met ons contact op te nemen zodat wij u zo snel mogelijk de gewenste onderdelen kunnen toezenden.

Ruilen of terugsturen van goederen in correcte staat is niet toegestaan. In geval van uitdrukkelijke aanvaarding door Lorefar wordt bij ontvangst en controle een heffing van 20% voor waardevermindering en classificatie van de goederen toegepast.

## GENERAL INFORMATION/INFORMACIÓN GENERAL/INFORMATIONS GÉNÉRALES

### IT

La informazione che si riferisce ai nostri articoli può essere soggetta a modifiche con il fine di migliorare le caratteristiche, tecniche o di design, dei nostri prodotti. Faro Barcelona si riserva il diritto di annullare o modificare qualsiasi modello senza previo avviso e senza che sia motivo di reclami.

Le condizioni, caratteristiche e prezzi dei prodotti che compaiono in questo catalogo sono quelli vigenti alla data della stampa del catalogo ad eccezione di errori tipografici e sono soggetti a possibili modificazioni.

I prezzi indicati sono prezzi di vendita al pubblico.

IVA NON INCLUSA IN LISTINO.

Tariffa non valida per l'Italia.

LOREFAR accetta previa comunicazione, solo la merce restituita perché difettosa; in nessun caso accetterà la merce restituita per presenza di verti rotti o per mancanza di qualche componente. In questi casi vi preghiamo di contattarci per potervi mandare al più presto i pezzi richiesti.

Non si effettuano cambi né si ammettono restituzioni di merci in buono stato. In caso di accettazione esplicita da parte di LOREFAR, al momento del ricevimento e della verifica della merce si emetterà un addebito del 20% a titolo di deprezzamento e classificazione.

### GRK

Οι πληροφορίες σχετικά με τα προϊόντα μας ενδέχεται να τροποποιηθούν με στόχο τη βελτίωση των τεχνικών χαρακτηριστικών ή του σχεδίου.

Η Faro Barcelona διατηρεί το δικαίωμα ακύρωσης ή τροποποίησης οποιουδήποτε μοντέλου χωρίς προηγούμενη προειδοποίηση και χωρίς αυτό να αποτελεί αιτία απαίτησης επιστροφής χρημάτων.

Οι όροι, τα χαρακτηριστικά και οι τιμές των προϊόντων που παρουσιάζονται σε αυτόν τον κατάλογο είναι αυτά που ισχύουν κατά την ημερομηνία της εκτύπωσης του καταλόγου, εκτός τυπογραφικών λαθών, και υπόκεινται σε αλλαγές. Οι τιμές που εμφανίζονται είναι τιμές λιανικής.

Ο ΦΠΑ ΔΕΝ ΣΥΜΠΕΡΙΛΑΜΒΑΝΕΤΑΙ ΣΤΗΝ ΤΙΜΗ

Η τιμή ισχύει για τη Γερμανία, το Βέλγιο, την Ισπανία, τη Γαλλία, την Ελλάδα, την Ολλανδία και την Πορτογαλία.

Μετά από συνεννόηση με τη Lorefar, γίνονται αποδεκτές επιστροφές μόνο αν πρόκειται για ελαττωματικά εμπορεύματα και όχι για θραύση κρυστάλλων ή απουσία κάποιου στοιχείου. Στις περιπτώσεις αυτές, παρακαλούμε να έρθετε σε επαφή μαζί μας για να σας στείλουμε επείγοντως τα απαιτούμενα μέρη.

### RUS

Информация относящаяся к нашей продукции может быть модифицирована с целью улучшить технические или внешние характеристики.

Faro Barcelona сохраняет за собой право аннулировать или модифицировать любую модель без предупреждения и без того что это послужит причиной для жалоб.

Δεν γίνονται αποδεκτές αλλαγές ή επιστροφές για εμπορεύματα σε καλή κατάσταση. Σε περίπτωση ρητής αποδοχής εκ μέρους της Lorefar, κατά την παραλαβή και τον έλεγχό τους θα πραγματοποιηθεί χρέωση 20% για έξοδα απόσβεσης και ταξινόμησης των εμπορευμάτων.

Условия, характеристики и цены на изделия, указанные в данном каталоге, действительны на дату его выпуска, за исключением опечаток в каталоге, и могут быть изменены. В каталоге указаны розничные цены.

БЕЗ УЧЕТА НДС

Цены действительны для Германии, Бельгии, Испании, Франции, Греции, Голландии и Португалии. В соответствии с правилами, компания Lorefar принимает возврат изделий только при наличии дефектов, но ни в коем случае не при разбитии стекла или отсутствии какой-либо детали. В таком случае, пожалуйста, свяжитесь с нами, чтобы мы отправили вам необходимые детали.

Товар в рабочем состоянии не подлежит обмену или возврату. В случае подтверждения компанией Lorefar наличия дефектов, после возврата и проверки, начисляется 20% стоимости с учетом амортизации и классификации товаров.

### CZ

Technické informace uvedené v katalogu mohou být modifikovány za účelem zdokonalování vlastností svítidel nebo jejich designu.

Producent Faro Barcelona si vyhrazuje právo konstrukčních změn nabízených modelů bez předcházejícího oznámení a tato skutečnost nemůže být předmětem jakékoliv stížnosti či reklamace.

Podmínky, technické specifikace a ceny produktů uvedené v katalogu jsou platné ke dni vydání katalogu. Producent si vyhrazuje právo konstrukčních změn nabízených modelů, pokud tyto nepovedou k zásadním změnám charakteru výrobků. Informace z tohoto katalogu postrádají platnosti v den vydání katalogu nového (2013).

VŠECHNY CENY JSOU UVEDENY BEZ DPH

Zboží může být vráceno pouze po předchozím souhlasu od společnosti BRILUM.CZ s.r.o., na základě poruchy nebo vady ovšem nikdy na základě poškozeného skla nebo chybějícího dílu. V takových případech nás, prosím, kontaktujte, abychom Vám mohli požadované části svítidel urgentně zaslat. Výměny nebo vrácení zboží v dobrém technickém stavu je nepřijatelné.

### BL

Техническата информация, представена в нашият каталог, може да бъде променяна с цел да подобри представянето или дизайна на продуктите.

Фаро Барселона си запазва правото да отменя или променя всеки модел без предварително осведомяване и без това да се счита причина за оплаквания.

Условията, техническите характеристики и цените на продуктите показани в този каталог са ефективни към датата на отпечатването на каталога, с изключение на грешки при отпечатване и са обект на възможни промени.

Цените в каталога са публичните цени.

ЦЕНИТЕ НЕ ВКЛЮЧВАТ ДДС.

Цените са валидни за: Белгия, Франция, Гърция, Германия, Холандия, Португалия и Испания.

Връщане на закупена стока ще да бъдат приети единствено след писмено осведомяване на ЛОРЕФАР на основание дефекти и в никакъв случай на основание счупено стъкло или липсващи части. В такива случаи моля свържете се с нас, за да ви изпратим липсващите части по спешност.

Размяна или връщане на стока в добро състояние няма да бъде извършвана. В случай на спешно приемане от ЛОРЕФАР 20% такса ще бъде наложена за приемане и проверка, за обезценяване и класификация на продуктите.

### PL

Informacje techniczne wyszczególnione w naszym katalogu mogą być modyfikowane w celu poprawienia właściwości lub wzornictwa produktów.

Faro Barcelona ma prawo do anulowania i modyfikowania każdego z modeli bez uprzedniego informowania i nie przyjmuje skarg z tego tytułu.

Warunki, opis techniczny oraz ceny artykułów, które pojawiają się w katalogu są aktualne do czasu przedruku katalogu za wyjątkiem pomyłek w druku, które podlegają ewentualnej zmianie. Ceny w katalogu są cenami publicznymi.

CENY NIE ZAWIERAJĄ STAWKI VAT.

Ceny są obowiązujące dla: Belgii, Francji, Grecji, Niemiec, Holandii, Portugalii i Hiszpanii.

Ewentualne zwroty mogą być zaakceptowane po uprzedniej zgodzie przez Lorefar na podstawie stwierdzenia, że są wadliwe, nigdy nie przyjmowane są zwroty artykułów, z powodu sfluczenia szkła czy brakujących części, w tym przypadku prosimy o kontakt w celu wysłania potrzebnych części w trybie natychmiastowym.

Wymiany lub zwroty artykułów w dobrym stanie nie będą zaakceptowane. W przypadku wyraźnej akceptacji przez Lorefar, 20% opłaty może być poniesione na otrzymanie i sprawdzenie, w celu sklasyfikowania uszkodzenia artykułu.

OUR CATALOGUES/NUESTROS CATÁLOGOS/NOS CATALOGUES

**HOME | HOGAR |  
INTERIEUR**

**Essential lighting**

Amplio abanico de luminarias que ofrecen soluciones funcionales y adaptables a cualquier estilo decorativo (clásico, actual, rústico, elegante) y a cualquier aplicación (iluminación para dormitorios, salones, cocinas, baños y zonas de paso).

**Essential lighting**

Wide range of light fixtures that offer functional solutions, adaptable to any decorative style (classical, contemporary, rustic, elegant) and any application (lighting for bedrooms, living rooms, kitchens, bathrooms and hallways).

**Essential lighting**

Une vaste gamme de luminaires qui offrent des solutions fonctionnelles et adaptables à tous les styles de décoration (classique, moderne, rustique, élégante) et à toutes les applications (éclairage pour chambres, salons, cuisines, salles de bain et couloirs).

**OUTDOOR | EXTERIOR |  
EXTERIEUR**

**Green innovation**

Luminarias producidas con materiales y mediante procesos que le confieren una alta resistencia ante condiciones ambientales adversas y que contribuyen con el ahorro energético.

Nuestros modelos abarcan diferentes funcionalidades: apliques, proyectores, balizas, sobremuros, farolas.

**Green innovation**

Luminaires and fixtures are produced by processes and materials that give them high resistance to adverse environmental conditions and contribute to energy saving. Our models cover different functionalities: sconces, spotlights, beacons, wallpost lights, lampposts.

**Green innovation**

Luminaires fabriqués avec des matériaux et des procédés qui leur confèrent une haute résistance aux conditions environnementales adverses et qui contribuent à réaliser des économies d'énergie.

Nos modèles sont très variés: appliques, projecteurs, balises, bornes, lampadaires.

**FAN | VENTILACIÓN |  
VENTILATEUR**

**Designing the air**

Nuestra gama de ventiladores es un referente a nivel europeo no sólo por sus diseños, sino también por la calidad de sus materiales. Modelos diseñados para respetar el silencio y el medio ambiente.

**Designing the air**

Our range of fans is a European benchmark not only in terms of design, but also the quality of materials. Model designed to respect noise levels and the environment.

**Designing the air**

Notre gamme de ventilateur est une référence au niveau européen, grâce au design des modèles mais également à la qualité de leurs matériaux.

Nos modèles sont conçus pour respecter le silence et l'environnement.

**BULBS | BOMBILLAS |  
AMPOULES**

**Better light. Better world**

Disponemos de una amplia gama de lámparas que presentan altos niveles de rendimiento y calidad en diferentes formatos: lámparas de bajo consumo, halógenas, led, etc.

**Better light. Better world**

We have a wide range of high-performance and top-quality lamps in different formats: energy-saving bulbs, halogen, LED, etc.

**Better light. Better world**

Nous disposons d'une vaste gamme d'ampoules qui offrent des performances et une qualité exceptionnelles dans divers formats: ampoules basse consommation, halogènes, LED, etc.



Ref.	Pag.	Ref.	Pag.	Ref.	Pag.	Ref.	Pag.
19019	276	70130	232	70498	272	70600	190
19020	276	70131	232	70499	272	70602	190
19021	276	70132	229	70511	140	70606	192
19026	276	70136	218	70512	140	70607	192
19027	276	70137	214	70516	143	70624	148
19040	277	70138	128	70523	146	70629	84
19042	277	70139	128	70524	232	70630	84
19043	277	70140	128	70525	218	70631	84
19044	277	70219	226	70530	234	70632	188
19045	277	70400	189	70531	234	70633	188
43070	280	70401	188	70535	234	70634	131
46060	280	70402	192	70542	202	70635	124
46061	280	70403	193	70544	203	70640	142
46067	200	70452	196	70545	202	70642	88
70000	227	70453	196	70546	144	70651	147
70001	227	70455	200	70547	144	70681	156
70005	227	70456	200	70548	202	70688	149
70007	226	70458	196	70551	138	70689	152
70008	222	70458N	196	70552	138	70690	167
70009	222	70459	196	70556	141	70694	134
70011	220	70459N	196	70557	138	70696	155
70012	220	70460	184	70560	140	70697	155
70016	212	70461	184	70561	186	70700	155
70021	226	70462	198	70562	186	70702	155
70023	223	70462N	198	70563	186	70713	158
70024	222	70463N	198	70564	144	70714	158
70030	225	70465	201	70565	142	70715	152
70031	225	70466	200	70566	132	70717	152
70032	224	70468	234	70567	132	70719	166
70033	224	70472	200	70568	132	70720	150
70040B	224	70474	200	70569	132	70722	166
70041N	224	70475	200	70571	133	70723	166
70042N	224	70476	229	70572	133	70749	150
70112	216	70484	270	70573	154	70750	272
70120	229	70485	270	70574	164	70753	80
70122	218	70486	270	70580	142	70754	80
70126	216	70487	270	70590	146	70755	80
70128	217	70490	274	70596	205	70756	80
70129	216	70491	274	70597	205	70757	78

Ref.	Pag.	Ref.	Pag.	Ref.	Pag.	Ref.	Pag.
70758	78	71116	250	71373	135	71516	116
70759	78	71117	250	71375	184	71517	116
70760	98	71118	251	71379	133	71526	114
70761	98	71128	246	71382	210	71527	114
70763	86	71129	246	71383	210	71550	174
70764	86	71138	248	71384	136	71551	174
70765	86	71139	248	71385	136	71552	174
70802	135	71140	244	71386	152	71554	174
70803	135	71141	244	71389	210	71601	170
70806	164	71142	244	71390	210	71605	170
70807	134	71143	244	71391	212	71606	170
70808	134	71145	243	71393	212	71983	97
70810	136	71146	242	71400	180	71984	97
70811	130	71147	168	71401	180	71985	97
70812	130	71148	169	71420	170	71986	97
70813	130	71151	36	71424	171	71987	97
70814	126	71152	36	71433	166	71988	96
70815	126	71153	36	71476	207	71989	96
70887	154	71154	37	71480	191	71990	96
70888	154	71155	37	71481	191	71991	96
70890	148	71156	37	71482	190	71993	96
70891	150	71203	122	71483	204	71994	96
70892	146	71204	122	71485	206	71995	96
70899	154	71240	181	71488	204	71997	96
70905	227	71241	181	71489	204	71998	96
70926	88	71260	177	71490	190	72000	174
71000	173	71261	177	71491	190	72001	174
71001	173	71270	176	71492	206	72002	174
71002	175	71271	176	71495	204	72004	156
71003	175	71356	242	71496	194	72005	156
71004	175	71357	242	71497	194	72010	176
71010B	179	71358	242	71498	194	72011	176
71011N	179	71359	242	71499	194	72012	176
71109	246	71362	120	71500	180	72013	176
71110	246	71365	124	71501	180	72020	178
71111	249	71366	126	71502	180	72022	178
71112	249	71367	126	71503	180	72025	172
71113	247	71368	135	71505	180	72027	153
71114	247	71369	135	71506	206	72030	178

Ref.	Pag.	Ref.	Pag.	Ref.	Pag.
72031	178	73261	106	74296	168
72032	178	73315	170	74349	60
72070	172	73398	267	74350	58
72071	172	73411	266	74351	58
72080	172	73412	266	74353	59
72081	172	73431	262	74355	58
72236	162	73432	263	74356	60
72239	162	73434	262	74357	60
72244	163	73436	264	74358	61
72247	162	73438	264	74359	60
72260	158	73440	110	74362	62
72261	158	73450	110	74363	62
72265	157	73456	265	74364	63
72266	157	73460	110	74366	62
72267	137	73526	260	74369	64
72268	124	73531	258	74370	64
72269	133	73532	259	74380	70
72270	148	73534	258	74381	70
72280	160	73536	261	74382	72
72281	160	73546	260	74384	72
72282	160	73556	260	74385	72
72299	89	74101	256	74386	71
72310	88	74102	256	74387	108
73100	236	74104	256	74388	108
73101	236	74107	257	74389	108
73103	237	74108	257	74390	109
73111	236	74121	256	74391	66
73112	237	74122	256	74392	66
73115	281	74127	257	74393	66
73116	281	74128	257	74394	68
73117	238	74132	254	74395	68
73118	238	74134	254	74399	118
73131	220	74137	254	74400	118
73150	238	74138	255	74401	120
73196	110	74252	252	74403	54
73254	104	74254	252	74405	55
73255	104	74257	253	74407	32
73256	105	74258	253	74408	32
73260	106	74261	168	74409	32



Ref.	Pag.	Ref.	Pag.	Ref.	Pag.
74410	34	74440	28	75514	90
74411	34	74441	28	75515	91
74412	34	74442	28	75516	90
74413	34	74996	92	75518	74
74420	102	74997	94	75519	74
74421	102	74998	92	75520	74
74422	40	74999	94	75521	81
74423	38	75000	92	75522	76
74424	40	75001	94	75523	76
74425	103	75002	92	75524	77
74426	103	75003	94	7R143	105
74427+74428	56	75005	100	98101050	281
74427+74429	52	75006	100	300600000F	228
74427+74430	48	75007	100	300600001F	228
74427+74437	44	75090	82	300600006F	228
74427+74438	44	75091	82	300603000F	228
74431	46	75093	82	300603001F	228
74432+74428	54	75099	31	300603002F	228
74432+74429	50	75100	30		
74432+74430	47	75101	30		
74432+74437	43	75102	30		
74433+74428	54	75103	30		
74433+74429	50	75105	26		
74433+74430	46	75106	26		
74433+74437	42	75108	26		
74433+74438	42	75110	26		
74434+74428	54	75500	22		
74434+74429	50	75501	22		
74434+74430	46	75502	22		
74434+74437	42	75503	22		
74434+74438	42	75504	24		
74435+74428	56	75505	24		
74435+74429	52	75506	24		
74435+74430	48	75507	24		
74435+74438	44	75509	20		
74436+74428	56	75510	20		
74436+74429	52	75511	20		
74436+74430	48	75512	21		
74436+74438	44	75513	21		

Mod.	Pag.
ABRES	149
ADYAR	148
AGRA	80
AMURA	178
ÁNCORA	120
ANTIPOLUCIÓN	64
APOLO	226
ARAL	200
ARAN [NEW]	214
AREO	214
ARGOT	171
ARISTO	110
ASKOT	178
BAIKAL	216
BALDA	272
BALL	274
BEGI	146
BELL	96
BERET [NEW]	76
BIRD	20
BLIND [NEW]	131
BLUB'S [NEW]	46
BOLETUS	66
BONN	155
BRINDISI	252
CÁDIZ	258
CANON	132
CAPRI	142
CARTAGO	104
CARTER	192
CEDRO	222
CEDRO-PIR	222
CELA	160
CITRUS	186
COAL [NEW]	124
CODE	114
CRATA	132
CRIPTA	175
CROSBY [NEW]	196
CROSS	58
CURTIS [NEW]	198

Mod.	Pag.
DADO	170
DAKRON	166
DAKYU	166
DAKYU LED-PIR [NEW]	180
DAS [NEW]	74
DATNA	28
DELTA	155
DERBY	174
DEVA-2	146
DIDOT	135
DIP	133
DORVAL	158
DRAGMA	120
DRIZA	169
EDEL [NEW]	200
EGEO	216
ERIO [NEW]	148
ESCA	200
ESTAY	176
ESTORIL	244
FEDON	158
FENES	156
FILTER	184
FLAME	100
FUTURE	116
GARDA	232
GARTEN BLISTER	237
GARTEN-1	236
GARTEN-2	236
GARTEN-4	236
GARTEN-5	237
GAUSS	143
GERA [NEW]	128
GINA [NEW]	126
GRID	152
GRUTA	134
HEPTA	181
HERM [NEW]	148
HEVIA	88
HOKI	228
HURON	98

Mod.	Pag.
INDI	188
ION	136
JAIPUR	78
JOY [NEW]	126
KALI	88
KAMAL [NEW]	140
KEENAN	144
KITS	64
KLAMP	32
KONIC	220
KUBICK	152
KUIPER	202
LACE [NEW]	130
LACRE	135
LANDAI	189
LATINA	134
LED-13	202
LED-15	202
LED-16	202
LED-18	194
LED-19	205
LED-8	234
LED-9	234
LEVA	146
LING [NEW]	130
LIO	204
LIPO	180
LISO	190
LONG [NEW]	90
LUXSTAR-1	212
MADOL	304
MADOL-PIR	304
MAIPU	153
MARA-2	133
MARAT	138
MARE [NEW]	124
MAYA-1	162
MENTA	172
METRIC	184
MIKRO	225
MIKRO-PIR	224

Mod.	Pag.
MINI WILMA	94
MINI-CARTER	192
MINI-CONTRA	[NEW] 190
MINI-GEO	190
MINI-RACING	[NEW] 191
MIRTO	172
MISTU	[NEW] 54
MITRA	[NEW] 242
MOL-1	150
MOON	[NEW] 42
MOSCO	156
MUFFIN	[NEW] 50
MURAL	227
MYSORE	207
NATRON	154
NÁUTICA	246
NAVA	218
NEBEL	232
NEGUS	155
NELSON	150
NEO	84
NEWPORT	36
NONO	176
NUK	270
NUPO	136
NYASA	201
OLMO	222
ONDA	229
ONDA-RGB	229
ONZE	92
ORLY	170
ÓVALO	173
PACTO-4	227
PALM	101
PAPO	137
PARIS	262
PARK	212
PARMA	170
PATERNA	168
PISTÓN	134
POLA	220

Mod.	Pag.
PRIMO	220
PROA	118
PROJECT	210
RABAT	142
RACING	192
RADIO	180
RATTAN	122
RIDA	152
RONDO	179
RUBYCK	135
RUSTIC	168
SAIL	[NEW] 242
SANSÓN-1	226
SAUCE-1	86
SAUCE-2	86
SENA	140
SENTINEL	30
SETE	[NEW] 81
SETO-P	166
SIL	216
SOL	108
SOMA	[NEW] 124
SOR	157
SORA	[NEW] 89
SPIKE-1	238
SPIKE-2	238
SPOT	172
STEEL	162
STEIN	272
STEPS	22
STORE	184
SULA	188
SUMA	150
SURAT	88
TANE	133
TARRACO	106
TASA	164
TECNO-1	204
TECNO-3	206
TECNO-6	204
TECNO-7	206

Mod.	Pag.
TECNO-8	206
TEJO	154
TERRA	174
TERUEL	256
TESS	142
TIRA LED	276
TOBA	[NEW] 218
TOLEDO	254
TONO	238
TORAN	128
TORLA	[NEW] 147
TRIAL	70
UTAH-2	82
VECTOR	304
VERNO	110
VERSUS	38
VERSUS STRUCTURE	[NEW] 40
VIENA	266
WALLY-2	168
WEST	154
WILLY	138
WILMA	94
YAK	26
YEN	167
ZENIT	224
ZENIT-PIR	224







LOREFAR  
c/Dinàmica, 1  
08755 Castellbisbal  
Barcelona, Spain  
far@lorefar.com  
[www.faro.es](http://www.faro.es)

-----  
Tel. Comercial  
902 165 166  
Fax. Comercial  
937 720 018  
-----

Tel. Export  
+34 937 723 965  
Fax. Export  
+34 937 723 967